



Effect of Humic Acid, Treated Sewage Effluent and Radiation on Canola Growth and Oil Production

Ezzat A. Kotb¹ and Ahmed A. Moursy^{1*}

¹Nuclear Research Center, Department of Soil and Water Research, Atomic Energy Authority, Abou-Zaabal, 13759, Egypt.

Authors' contributions

This work was carried out in collaboration between both authors. Both authors read and approved the final manuscript.

Article Information

DOI: 10.9734/IJPSS/2018/43422

Editor(s):

(1) Dr. Franklin B.G. Taneë, Department of Plant Science and Biotechnology, Faculty of Science, University of Port Harcourt, Nigeria.

Reviewers:

(1) Esan Adewale Michael, University of Ibadan, Nigeria.
(2) Raúl Leonel Grijalva-Contreras, Instituto Nacional de Investigaciones Forestales Agrícolas y Pecuarias, Mexico.
(3) Megahed Mohamed Amer, Soil, Water & Environment Research Institute, Egypt.
Complete Peer review History: <http://www.sciencedomain.org/review-history/26467>

Original Research Article

Received 19 June 2018
Accepted 10 September 2018
Published 30 September 2018

ABSTRACT

A greenhouse experiment was carried out to evaluate the role of Humic acid (HA) in improving canola (*Brassica napus* L.) growth when irrigated with treated sewage. We applied different concentrations of HA (0, 5, 10, 15, and 20 mg kg⁻¹) during this study. Canola seeds were exposed to different doses of gamma rays (0, 100, 200, 300, 400 and 500 Gy). The response of canola plant to HA and irradiation was evaluated and found to rank as following; 15 > 20 > 10 > 5 > 0 mg.kg⁻¹ and 300 > 200 > 100 > 400 > 0 > 500 Gy respectively. We also found that treatment with irradiation 200 Gy and 300 Gy enhanced the growth, micro-nutrients (Fe, Zn, Mn and Cu) uptake and the yield of oil.

Keywords: Canola; humic acid; gamma ray; treated sewage effluent.

1. INTRODUCTION

Rapeseeds are cultivated in area of 32 million hectare worldwide [1]. They provide the raw

materials for oil production and account for 16% of world vegetable oil occupying the third position as the most important oilseed crop worldwide [2]. Between the years of 2000 and

*Corresponding author: E-mail: ahmad1a2m3@yahoo.com;

2009 only rapeseeds were used to produce 10 to 15% of the world oil. Rapeseed production in Europe increased significantly from 12 to 20 million tons during the last decade [3], mainly due to the higher demands for biofuel. The small round rapeseed seed contains 38 to 45% oil. In addition to high oil content, rapeseed seeds contain approximately 17-26% protein [4]. Thus, rapeseeds provide an important resource of oil in food and food-related industry [5].

Water is becoming an increasingly scarce with increasing demand in arid and semi-arid countries. Thus, it is essential to consider all sources of water that can be effectively used [6]. These resources include low quality water such as wastewater that can be used to minimize dependence on agricultural fresh water [7]. However, precautions should be taken into consideration when reusing contaminated or wastewater resources. In this regards, many researchers identified contaminants in such low quality water resources [8,9,10,11, 12,13,14].

Up to 80% of soil organic matters are composed of humic substances [15]. Carbon, oxygen, hydrogen, nitrogen, and sulfur are the most common elements in humic substances. Humic acids are water soluble in alkaline conditions and encompass high moiety of carbon rings and carbon chains [16]. They are typically composed of 54 to 58% carbon, 33 to 38% oxygen, 36% hydrogen, 0.8 to 4.3% nitrogen and 0.1 to 1.5% sulfur [17]. The aim of the present study is to evaluate the effect of seed irradiation and humic acid on canola growth and oil production.

2. MATERIALS AND METHODS

Pot experiment was carried out during 2017 and 2018 in a randomized complete block design with 5 replicates under greenhouse conditions. The latitude and longitude of the experimental site are 30°24` N, 31°35` E respectively, while the altitude is 20 m above the sea level. One part of the experiment was irrigated with fresh water and the other part was irrigated with treated sewage. Experimental seeds were Canola (*Brassica napus L.*) irradiated with different doses of gamma rays at 0, 100, 200, 300, 400 and 500 Gy and referred to as R0, R1, R2, R3, R4, and R5 respectively. Gamma irradiation was conducted using 60Co gamma source (Cyclotron Department, Nuclear Research Center, Atomic Energy Authority, Egypt). Humic acid (HA) was added at different concentrations 0, 5, 10, 15, and 20 mg kg⁻¹ and referred to as H0, H1, H2, H3 and H4 respectively. HA contains 90% Humic and 10% potassium. Poly-vinyl chloride (PVC) pots with dimensions, 30 cm width and 30 cm depth, filled with 10 kg soil per pot were used. Seeds were sown 10 per pot thinned to 5 after 10 days from seeding.

Extraction of oil from seeds was carried out by using Soxhlet extractor as described by Akbar et al. [18]. Chemical and physical properties of the experimental soil were determined according to the standard methods outlined by Hamdy [19] and presented in (Table 1). Chemical properties of treated sewage effluent used for irrigation are presented in (Table 2).

Table 1. Chemical and physical properties of experimental soil

EC dS m ⁻¹	pH	OC (mg kg ⁻¹)	(mg kg ⁻¹)			Coarse sand %	Clay %	Silt %	Sand %	Soil texture
			N	P	K					
1.21	7.85	4	3.21	1.58	1.65	4.0	7.0	2.5	86.5	Sand

EC; Electrical Conductivity of saturation extract
OC; Organic Carbon %, FC; Field Capacity

Table 2. Main properties of the sewage water

EC ds/m	pH	BOD	COD	OC gkg ⁻¹	(mg L ⁻¹)							
					N	P	K	Fe	Zn	Mn	Cu	Pb
1.62	7.31	190	375	36	22.5	4.5	1.87	1.55	0.11	0.12	0.07	0.08

BOD; Biochemical oxygen demand
COD; Chemical oxygen demand

3. RESULTS AND DISCUSSION

3.1 Effect of HA and Sewage Water Irrigation on Yield Seeds

Seeds yield was affected by irrigation water, HA, and different irradiation doses as indicated in Fig. 1. Plants irrigated with treated sewage effluent produced higher seed yield than those with fresh water irrigation. This phenomenon was observed under all radiation and HA treatments. Slight increase was observed in the fresh weight of the seeds in the presence of HA compared to untreated plants. While no significant changes were observed between different HA concentration, radiation doses of R₂ (200 Gy) and R₃ (300 Gy) showed superiority over other doses. On the other hand, the lowest values were recorded with 400 Gy, 0 Gy and 500 Gy respectively. Under irrigation with treated sewage effluent, the effect of gamma irradiation on seed fresh weight could be arranged as following: 300 Gy > 200 Gy > 100 Gy > 400 Gy > 0 Gy > 500 Gy giving rise to 136,133,130,129,124 and 116 g plant⁻¹ respectively. In the case of fresh water values could be rank as following: 300 Gy > 200 Gy ≥ 100 Gy > 400 Gy > 0 Gy > 500 Gy giving rise to weights of 128,123,116,116,112 and 108 g plant⁻¹ respectively.

Seeds fresh weight yield was also affected by HA and was ranked as following: 15 mg kg⁻¹ > 10 mg kg⁻¹ > 20 mg kg⁻¹ > 5 mg kg⁻¹ > 0 mg kg⁻¹ HA with weights of 132, 129, 124, 126, and 123 g plant⁻¹ respectively when plants irrigated with treated sewage effluent. HA concentrations affected the plants irrigated with fresh water and it was ranked as follows 15 mg kg⁻¹ > 10 mg kg⁻¹ ≥ 20 mg kg⁻¹ > 5 mg kg⁻¹ > 0 mg kg⁻¹ giving rise to weights of 121,120,120,115, and 111 g plant⁻¹ respectively.

Several studies indicated the positive effect of reusing sewage effluent on canola biomass and seed yield is attributed to the nutrients in such water resources [20,21,22]. Nasiri et al. reported that HA increase seed yield and seed oil. The efficiency of humic substances depends on their origin and the processing methods [23]. The number of seeds per plant and seed weight per plant were reported by Kafeel et al. [24] to increase with irrigation using sewage water.

Canola dry weight (g plant⁻¹) was affected by HA when seeds exposed to different doses of gamma rays under two water tubes; Fresh water irrigation and treated irrigation with sewage

effluent as shown in Fig. 2. Generally, under irrigation with sewage effluent, it was clearly observed that doses of gamma rays treatment either solely or in combination with HA enhanced canola dry weight, in most cases, compared to the irrigation lacking HA. The dry weight yield of canola under doses of gamma rays treatment with two water tube (Fresh water irrigation and treated irrigation with sewage effluent) was ranked as following: 300 Gry > 200 Gry > 400 Gry > 100 Gry > 0 Gry > 500 Gry giving rise to the weights of 31, 27, 25.4, 24.8, 22.2 and 20.6 g plant⁻¹ respectively. Fresh water irrigation weight yields were ranked as follows; 300 Gry > 200 Gry > 400 Gry > 100 Gry > 0 Gry > 500 Gry giving rise to weights of 20.4,18, 16,14.4,12.8, and 11.2 g plant⁻¹ respectively. Dry weight yield of canola under HA with two water tube (Fresh water irrigation and treated Irrigation with sewage effluent), the best treatments could be ranked as following: Treated Irrigation with sewage effluent: - 15 mg kg⁻¹ > 20 mg kg⁻¹ > 10 mg kg⁻¹ > 5 mg kg⁻¹ > 0 mg kg⁻¹ humic acid, recorded 27.1, 26.0, 25.8, 24.5and 22.8 g plant⁻¹ respectively. Fresh water irrigation was ranked as 15 mg kg⁻¹ > 20 mg kg⁻¹ >10 mg kg⁻¹ > 5 mg kg⁻¹ > 0 mg kg⁻¹ HA and gave rise to weights of 17.3, 16.8, 16.2, 14.5, and 12.6 g plant⁻¹ respectively. Furthermore, similar trends were observed in seeds dry weight (Table 4).

Although, [25,26] reported different mechanisms responsible for enhanced growth by HA, [27] reported that the growth and the yield of canola were increased by HA.

3.2 Effect of HA and Sewage Water Irrigation on Oil Yield

As show in Fig. 3 above, HA rates and irradiation have positive effects on oil production. Oil contents varied among HA treatments. The most significant amounts were observed with H₃ (15 mg kg⁻¹), H₂ (10), and H₄ (20) respectively compared to H₀ and H₁ (5) treatments. The oil yield of canola under doses of gamma rays treatment with two water tube (Fresh water irrigation and treated irrigation with sewage effluent) was ranked as following: R3 (300 Gy), R2(200), and R4 (400) respectively. The same was observed under fresh water and treated sewage effluent with but slightly higher in treated sewage effluent irrigation. These findings agree with previous studies by Oregani et al. [28] indicating that municipal wastewater irrigation significantly affected the biomass and the yield of canola.

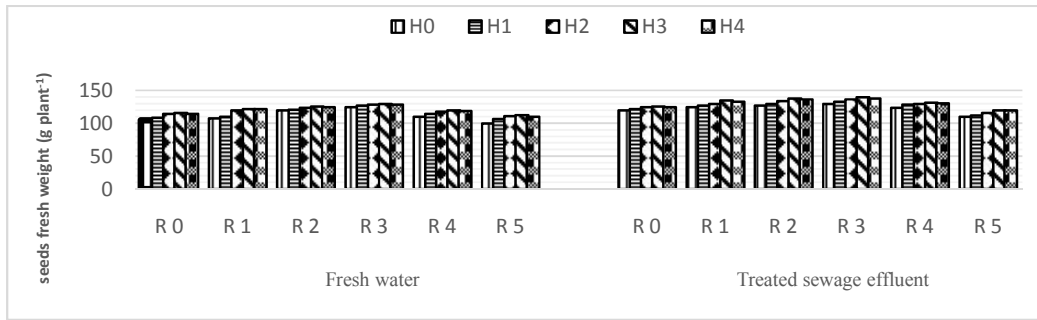


Fig. 1. Effect of HA and gamma ray irradiation on seed fresh weight (g plant^{-1}) irrigated with sewage effluent and fresh water

Notes: R0, R1, R2, R3, R4, and R5 are 0, 100, 200, 300, 400, and 500 Gy respectively. H0, H1, H2, H3, and H4 are 0, 5, 10, 15, and 20 mg HA kg^{-1} respectively

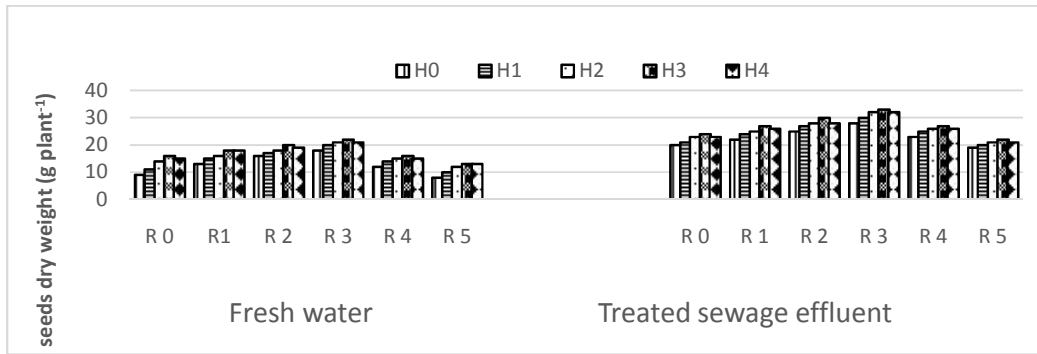


Fig. 2. Effect of HA and gamma rays on canola seeds dry weight (g plant^{-1}) irrigated with sewage effluent and fresh water

Notes: R0, R1, R2, R3, R4, and R5 are 0, 100, 200, 300, 400, and 500 Gy respectively. H0, H1, H2, H3, and H4 are 0, 5, 10, 15, and 20 mg HA kg^{-1} respectively

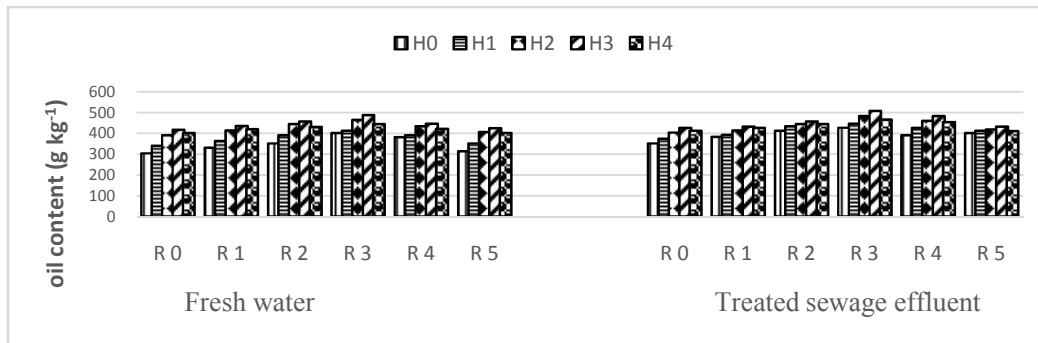


Fig. 3. Effect of humic acid and gamma rays on oil content (g kg^{-1}) in canola seeds under irrigation with treated sewage effluent and fresh water irrigation

See footnotes of Fig. 1 for treatment designations

3.3 The Effects of HA and Sewage Water Irrigation on Metal Content

Micronutrients contents in canola plants was affected by irrigation sources, HA, and gamma irradiation as indicated in (Tables 3, 4, 5 and 6), for Fe, Zn, Mn, and Cu, respectively. Iron

content (Table 3) was enhanced by irradiation doses R1, R2, and R4 (mean values). However, the content of Fe was higher in R3 under fresh water irrigation. Slightly higher contents were observed in treated sewage effluent irrigation. HA significantly increased iron content compared to untreated plants. Particularly, 15

mg kg⁻¹ resulted in the highest iron contents either under fresh water or treated sewage effluent. Thus, both irradiation and HA addition showed positive impact on plant growth and iron content of.

Several studies explained the mechanisms leading to enhanced metal contents. Aiken et al. [29] reported that HA contains functional acidic

moiety such as phenolic, hydroxyl, and carboxyl groups, which can bind several metal ions existing in soil and aquatic environments. In presence of metal ions HA forms complexes with these ions and hence provide plants with many microelements [30]. In addition, HA were also found to serve as carriers of Fe (II) forming Fe (II)-HA complex [31,32].

Table 3. Effect of HA and gamma rays on Fe content in canola shoot (mg kg⁻¹) under treated sewage effluent and fresh water irrigation. See footnotes of Fig. 1 for treatment designations

Humic acid "mg kg ⁻¹ " (H)						
Irradiation (R)	H ₀	H ₁	H ₂	H ₃	H ₄	Mean
Fresh water						
R ₀	556	594	618	650	640	611
R ₁	600	627	649	675	670	644
R ₂	619	645	661	689	680	658
R ₃	645	672	688	699	685	677
R ₄	620	650	670	680	675	659
R ₅	570	622	643	654	650	627
Mean	601	635	654	674	666	
LSD	R= 4.530	H = 4.135	R x H = 10.13			
Treated sewage effluent						
R ₀	726	750	775	790	785	765
R ₁	755	775	790	841	810	794
R ₂	796	824	842	885	825	834
R ₃	850	877	895	950	844	883
R ₄	820	855	860	880	835	850
R ₅	770	836	850	862	828	829
Mean	786	819	835	868	821	
LSD	R= 9.78	H = 8.92	R x H = 21.86			

Table 4. Effect of HA and gamma rays on Zn content of canola (mg kg⁻¹) under sewage effluent and fresh water irrigation. See footnotes of Fig. 1 for treatment designations

Humic acid "mg kg ⁻¹ " (H)						
Irradiation (I)	H ₀	H ₁	H ₂	H ₃	H ₄	Mean
Fresh water						
R ₀	3.5	4.2	5	5.6	5.3	4.7
R ₁	3.7	4.8	5.3	6.1	5.9	5.1
R ₂	4.1	5.3	6.2	7	6.5	5.8
R ₃	4.4	5.9	6.5	7.4	7.1	6.2
R ₄	4.2	4.6	5.8	6.9	6.5	5.6
R ₅	3.2	4.1	5.2	5.8	5.4	4.7
Mean	3.8	4.8	5.6	6.4	6.1	
LSD	R= 0.86	H = 0.79	R x H = 0.194			
Treated sewage effluent						
R ₀	5.5	6.8	7.5	8.2	8	7.2
R ₁	6.7	7.5	8.3	8.7	8.5	7.9
R ₂	8.4	8.8	9.4	9.9	9.4	9.1
R ₃	9.9	10.1	12.1	13.4	9.7	11.0
R ₄	8.2	8.4	9.3	11.5	8.8	9.2
R ₅	6.1	7.1	7.4	9.7	8.5	7.7
Mean	7.4	8.1	9	10.2	8.8	
LSD	R= 0.12	H = 0.11	R x H = 0.27			

Table 5. Effect of HA and gamma rays on Mn content of canola (mg kg^{-1}) under treated sewage effluent and fresh water irrigation. See footnotes of Fig. 1 for treatment designations

Humic acid " g kg^{-1} " (H)						
Irradiation (R)	H ₀	H ₁	H ₂	H ₃	H ₄	Mean
Fresh water irrigation						
R ₀	12	16	19	22	21	18
R ₁	15	20	22	25	23	21
R ₂	18	23	27	30	28	25
R ₃	21	25	29	35	33	28
R ₄	17	22	24	26	25	22
R ₅	13	15	18	20	20	17
Mean	16	20	23	26	25	
LSD	R= 0.632	HA = 0,577	R x HA = 1.415			
Treated sewage effluent						
R ₀	80	85	89	97	93	88
R ₁	87	98	125	129	120	111
R ₂	110	124	136	140	127	127
R ₃	117	140	152	158	138	141
R ₄	96	122	144	145	141	129
R ₅	88	114	131	134	130	119
Mean	96	113	129	1133	124	
LSD	R= 1.47	H = 1.34	R x H = 3.28			

Table 6. Effect of HA and gamma rays on Cu content of canola (mg kg^{-1}) under treated sewage effluent and fresh water irrigation. See footnotes of Fig. 1 for treatment designations

Humic acid " g kg^{-1} " (H)						
Irradiation (R)	H ₀	H ₁	H ₂	H ₃	H ₄	Mean
Fresh water						
R ₀	3	6	9	10	8	7.2
R ₁	5	7	8	11	9	8
R ₂	8	9	12	13	10	10.4
R ₃	9	10	13	15	12	11.8
R ₄	6	8	9	10	8	8.2
R ₅	4	7	8	9	8	7.2
Mean	5.8	7.8	9.8	11	9	
LSD	R= 0.233	H = 0.213	R x H = 0.522			
Treated sewage effluent						
R ₀	8	10	13	15	14	12
R ₁	9	13	16	17	15	14
R ₂	12	15	18	20	17	16
R ₃	15	18	21	23	20	19
R ₄	12	13	15	17	16	14
R ₅	9	11	12	13	11	11
Mean	10.8	13.3	15.8	17.5	15.5	
LSD	R= 0.18	H = 0.16	R x H = 0.40			

Zn contents (Table 4) followed the similar trend as Fe but in very low amounts. However, it was slightly high in the case of sewage effluent irrigation. While both irradiation and HA enhanced Zn uptake, HA enhanced the uptake Cu and Cd since they are organic and inorganic chelates [33,34,35].

4. CONCLUSIONS

Irradiation and HA effectively enhanced canola growth, seed yield, oil content, and micronutrients including Fe, Zn, Mn, and Cu. Moderate HA concentrations and irradiation doses resulted in significant increase in plant

growth, seed, and seed oil yields. Recent results indicated that HA is beneficial for plant and oil production when used alone or in combination with gamma irradiation. Therefore, we recommend further future studies for better understanding of the mechanisms that mediate the beneficial impacts of HA and radiation on plant.

COMPETING INTERESTS

Authors have declared that no competing interests exist.

REFERENCES

1. FAO. Data statistics; 2010. Available:<http://faostat.fao.org>
2. Fediol. About our products – general overview: World Production Data. Copy right; 2014. (Accessed August 11, 2014) Available:<http://www.fediol.eu/web/world%20production%20data/1011306087/list1187970075/f1.html>
3. FAOSTAT. Food and agriculture organization of the United Nations. Statistics Division; 2014. (Accessed August 14, 2014) Available:<http://faostat3.fao.org/faostat-gateway/go/to/browse/Q/QC/E>
4. Uppstrom B. Seed chemistry. Kimber DI. McGregor (Eds.). Brassica oilseeds: Production and utilization. CAB International, UK; 1995.
5. Hidalgo FJ, Zamora R. Peptides and proteins in edible oils: Stability, allergenicity, and new processing trends. Trends in Food Science & Technology. 2006;17:56–63.
6. Ahmadifard S, Kalbasi M. Effect of irrigation with municipal wastewater effluent on selected chemical properties of three calcareous soils and heavy metals concentration in corn. IJB, 2014;5(3):133-138.
7. Galavi M, Jalali A, Ramroodi M, Mousavi SR, Galavi H. Effects of treated municipal wastewater on soil chemical properties and heavy metal uptake by Sorghum (*Sorghum bicolor* L.). Journal of Agricultural Science. 2010;2(3):235-241.
8. Zeng GM, Li X, Huang JH, Zhang C, Zhou CF, Niu J. Micellar-enhanced ultrafiltration of cadmium and methylene blue in synthetic wastewater using SDS. J Hazard Mater. 2011;185(2–3):1304–10.
9. Zeng GM, Chen M, Zeng ZT. Shale gas: Surface water also at risk. Nature. 2013a; 499(7457):154.
10. Deng JH, Zhang XR, Zeng GM, Gong JL, Niu QY, Liang J. Simultaneous removal of Cd(II) and ionic dyes from aqueous solution using magnetic graphene oxide nano composite as an adsorbent. Chem Eng J. 2013;226:189–200.
11. Chen GQ, Guan S, Zeng GM, Li XD, Chen AW, Shang C. Cadmium removal and 2,4-dichlorophenol degradation by immobilized Phanerochaete chrysosporium loaded with nitrogen-doped TiO nanoparticles. Appl Microbiol Biotechnol. 2013;97:3149–57.
12. Lesmana SON, Febriana FE, Soetaredjo J. Sunarso, Ismadji S. Studies on potential applications of biomass for the separation of heavy metals from water and wastewater. Biochem Eng J. 2009;44(1):19–41.
13. Tang WW, Zeng GM, Gong JL, Liu Y, Wang XY, Liu YY. Simultaneous adsorption of atrazine and Cu(II) from wastewater by magnetic multi-walled carbon nanotube. Chem Eng. J. 2012;211–212,470–8.
14. Rahman MS, Islam MR. Effects of pH on isotherms modeling for Cu(II) ions adsorption using maple wood sawdust. Chem Eng J. 2009;149(1–3):273–80.
15. Brady NC, Weil RR. The nature and properties of soils. Pearson Prentice Hall, Upper Saddle River, NJ; 2008.
16. Pettit RE. Organic matter, humus, humate, humic acid, fulvic acid and humin: Their importance in soil fertility and plant health [Online]. 2004;1-15. Available:http://fertiorganicos.com/english/images/lib/CTI_Research
17. Steelink C. Investigating humic acids in soils. Analytical Chemistry. 2002;74(11): 326A-333A.
18. Akbar E, Yaakob Z, Kamarudin S, Ismail M. Characteristics and composition of *Jatropha curcas* oil seed from Malaysia and its potential as Biodiesel Feedstock. Eur. J. scientific Res. 2009;29:396-403.
19. Hamdy A. Soil, water and plant analysis manual for arid and semi arid countries of the Mediterranean. IAM-Bari, Italy. 2005; 210.
20. Chen H, Cutright T. EDTA and HEDTA effects on Cd, Cr and Ni uptake by *Helianthus annuus*. Chemosphere. 2001; 45:21–28.
21. Peralta-Videa JR, Gardea-Torresdey JL, Gomez E, Tiemann KJ, Parsons JG,

- Carrillo G. Effect of mixed cadmium, copper, nickel and zinc at different pHs upon alfalfa growth and heavy metal uptake. *Environ Pollut.* 2002;119(3):291-301.
22. Nasiri A, Samdaliri M, Shirani-Rad A, Mirkale AM, Jabbari H. Influence of humic acid, plant density on yield and fatty acid composition of some rapeseeds cultivars during two years academia. *Journal of Agricultural Research.* 2017;5(5):103-109.
23. Senesi N, Plaza C, Brunetti G, Polo A. A comparative survey of recent results on humic- like fractions in organic amendments and effects on native soil humic substances. *Soil Biology & Biochemistry.* 2007;39(6):1244-1262.
24. Kafeel A, Azam AM, Khan ZI, Ashraf M, Al-Qurainy F, Fardous A, Bayat SGAR, Valeem EE. Lead, cadmium and chromium content of canola irrigated with sewage water. *Pak. J. Bot.* 2011;43(2):1403-1410.
25. Schiavon M, Pizzeghello D, Muscolo A, Vaccoro S, Francioso O, Nardi S. High molecular size humic substances enhance phytylpropanoid metabolism in maize (*Zea mays* L.). *J. Chem. Ecol.* 2010;36(6):662-669.
26. Berbara RLL, Garcia AC. Humic substances and plant defense metabolism. In: *Physiological mechanisms and adaptation strategies in plants under changing environment.* (Eds.): Ahmad P, Wani MR. Springer Science + Business Media, New York. 2014;297-319.
27. Shakeel A, Daur I, Al-Solaimani SG, Ahmed SMA, Madkour BMH, Yasir M. Effect of rhizobacteria inoculation and humic acid application on canola (*Brassica napus* L.) *Crop. Pak. J. Bot.* 2016;48(5): 2109-2120.
28. Oregani KE, Ali Gholami, Zahra Kazemi Esfeh, Hossein Lari Yazdi. The effect of municipal wastewater irrigation on yield and biomass of canola (*Brassica napus* L.) and soil chemical properties. *IJB.* 2014; 4(8):144- 151.
29. Aiken GR, McKnight DM, Wershaw RL, MacCarthy P. In: *Humic substances in soil, sediment and water-geochemistry, isolation and characterization.* John Wiley and Sons, New York; 1985.
30. Lobartini JC, Tan KH, Pape C. Dissolution of aluminum and iron phosphate by humic acids. *Comm. Soil Sci. Plant Anal.* 1998; 29:535-544.
31. Rose AL, Waite TD. Kinetics of iron complexation by dissolved natural organic matter in coastal waters. *Mar. Chem.* 2003; 84:85-103.
32. Willy JD, Kieber RJ, Seaton PJ, Miller C. Rainwater as a source of Fe(II)-stabilizing ligands to seawater. *Limnol. Oceanogr.* 2008;53:1678-1684.
33. Lesage E, Meers E, Vervaeke P, Lamsal S, Hopgood M, Tack FMG, Verloo MG. Enhanced phytoextraction: II. Effect of EDTA and citric acid on heavy metal uptake by *Heliantus annuus* from a calcareous soil. *Int. J. Phytoremed.* 2005; 7:143–152.
34. Meers E, Unamuno V, Vandegheuchte M, Vanbroekhoven K, Geebelen W, Samson R, Vangronsveld J, Diels L, Ruttens A, Laing GD, Tack F. Soil-solution speciation of Cd, as affected by soil characteristics in unpolluted and polluted soils. *Environ. Toxicol. Chem.* 2005;24:499-509.
35. Finžgar N, Žumer A, Leštan D. Heap leaching of Cu contaminated soil with [S,S]-EDDS in a closed process loop. *J. Hazardous Materials B.* 2006;135:418–422.

© 2018 Kotb and Moursy; This is an Open Access article distributed under the terms of the Creative Commons Attribution License (<http://creativecommons.org/licenses/by/4.0>), which permits unrestricted use, distribution, and reproduction in any medium, provided the original work is properly cited.

Peer-review history:
The peer review history for this paper can be accessed here:
<http://www.sciencedomain.org/review-history/26467>