

Impact of Organic Manure Combinations on Performance and Rot Infection of Stressed-Jerusalem Artichoke Plants

A.A. M.Awad* and Hoda M. H. Ahmed**

*Soil & Natural Resources Department, Faculty of Agriculture & Natural Resources, Aswan University, Aswan 81528, Egypt. **Botany Department (Plant pathology), Faculty of Agriculture, Fayoum University, Fayoum 63514, Egypt

THIS investigation was carried out for two summer seasons of 2016/2017 and 2017/2018 to investigate the influence of three types of organic manures; farmyard (FYM), poultry (PLM) and pigeon manures (PGM) and their combinations on southern blight disease incidence (caused by *Sclerotium rolfsii*), some vegetative growth characters, chemical constituents, yield and its components of Jerusalem artichoke (*Helianthus tuberosus* L.) plants grown under saline and calcareous soils. The results indicated that T₈ (75% PGM + 25% FYM) treatment recorded the highest values for plant height, number of lateral shoots, number of leaves, leaf fresh and dry weights, stem fresh dry weights and leaf area plant⁻¹ in 2016/2017 growth season. However, T₂ (100% PLM) treatment showed the highest values for the previous characters except the number of leaves and leaf area plant⁻¹. Superior values were obtained by T₄ (75% FYM + 25% PLM) followed by T₃ (100% PGM) treatments regarding relative chlorophyll content in both seasons. Treatments T₉ (75% PGM + 25% PLM) for cadmium and T₇ (75% PGM + 25% PLM) for nickel showed the lowest values of tuber Jerusalem artichoke in both seasons, in addition T₃ (100% PGM) and T₄ (75% FYM + 25% PLM) treatments for lead content in 2016/2017 and 2017/2018, respectively. The treatment T₂ had the highest significant reduction of the disease incidence (DI) percentage. While, the best treatment conferred highest leaf contents of NPK, as well as tuber fresh and dry weights, dry matter, and total yield and lowest tuber content of nickel were T₇ (75% PLM + 25% PGM) and tuber cadmium content was T₉ (75% PGM + 25% PLM). The same treatment T₇ had the highest significant reduction rate of DI and area under disease progress curves (AUDPC).

Keywords: Jerusalem artichoke, Organic manure, Heavy metals, *Sclerotium rolfsii*, Saline and calcareous Soil.

Introduction

Southern blight disease has a wide host range of agricultural and horticultural crops, forest trees and weeds, which is caused by the soilborne fungus; *Sclerotium rolfsii* (Flores-Moctezuma et al., 2006). The fungus is distributed around the world in tropical and subtropical regions, as Africa, Asia, Australia and parts of Europe (Flores-Moctezuma et al., 2006). Southern blight is a limiting disease for Jerusalem artichoke production (Sennoi et al., 2010). Primarily, the disease was caused in warm climates, especially under high temperature with a humid condition (Kwon et al., 2008 and Sennoi et al., 2010). Whereas, Okabe et al. (2000) has grouped the *S. rolfsii* isolates according to ORF-ITS into three groups; two of them were detected in warm

temperature regions and one in a cool temperate region.

Certain publication concerning on sources of genetic resistance against *S. rolfsii*. Where, the main pathogen management is depending on crop rotation (reducing sclerotia numbers in the soil) and subsequent disease incidence in susceptible crops (as the rotation of carrot with sweet potato or buckwheat (Jenkins and Averre, 1986), and peanut with bahiagrass or cotton (Johnson et al., 1999). Adding organic amendments such as oat straw (Gautum and Kolte, 1979) or cruciferous plants (Stapleton and Duncan, 1998) limits disease incidence and might be useful in controlling *S. rolfsii* in small-scale agricultural systems. Whereas, Flores-Moctezuma et al. (2006) have found that

*Corresponding author: ahmed.abdelaziz@agr.aswu.edu.eg

DOI :10.21608/ejss.2018.6151.1216

©2018 National Information and Documentation Center (NIDOC)

by application of the three plant amendment (finely ground dried compost of *Ficus microcarpa* L., *Coffea arabica* L. beans, and plant residues *Parthenium hy sterophorus*) individually was associated with increased damage and high sclerotial populations.

Due to continuous cropping and negligence of soil organic fertilizers, soil nutrient status may be improved by the use of organic fertilizers such as farmyard, poultry and pigeon manures with or without inorganic fertilizers (Dauda et al. 2008). In this respect, poultry manure is known as nutrient-rich (Enujeke et al. 2013), helping establish and optimize soil physical and chemical for plant growth. It is also essential for establishing and maintaining the optimum soil physical condition for plant growth. Scientists have been studying the beneficial effects of organic materials for plants, soils and environment. Modern farming system is heavily dependent on chemical fertilizers, creating a wide range of problems including depletion of fertility and reducing crop yield which reduces the yield year after year. Whereas, organic fertilizers can improve the texture of different soil types (Mahmoud et al., 2009). However, excessive use of chemical fertilizers may contaminate the environment, negatively affecting crop plants and human health. In organic farming, the soil becomes rich in nutrients, resulting in healthy and pathogen-resistant crop plants (Wakui, 2009). An integral use of organic and inorganic fertilizers may be used for supplying adequate nutrient quantities to improve crop production and minimize environmental hazard impact John et al. (2004).

Soil salinization is proved to occur due to several reasons such as poor irrigation water with its poor management, over-irrigation that accumulates salts in the soil top layer, proximity to the sea, the capillarity rise of salts from underground water into the root zone due to excessive evaporation, low rainfall, high evaporation rate, and excessive use of chemical fertilizers (Rady et al., 2013). Salinization is spreading more rapidly in irrigated lands because of improper management of irrigation and drainage (FAO 2008). Salinity is one of the environmental problems, limiting soil productivity. It affects plants through osmotic effects making so-called "Physiological drought; Rady et al., 2013", ion specific effects and oxidative stress (Mansour et al., 2005).

High salinity levels are known to affect many physiological and metabolic processes, leading to plant growth restriction (Sadeghi, 2010). Calcareous soils containing various levels of calcium carbonate cover a considerable portion of Agricultural lands in Egypt (about 0.65 million feddan = 0.27 million hectare), particularly in the northwestern coastal zone and Sinai. They are characterized by undesirable properties negatively affecting plant growth (Hassan, 2012). Therefore, this type of soil needs untraditional means such as organic manure mixtures to overcome the undesirable soil properties (El-Hady et al., 2010, 2012 a,b).

Jerusalem artichoke (JA; *Helianthus tuberosus* L.) is a native of North America. It has been grown in Europe since the 17th century (Žaldarienė et al., 2012). JA is considered one of the important non-traditional vegetable crops that are newly introduced to Egypt for its high nutritional and medical values. However, growing of this crop is still limited in small areas. The aim of this study was to assess the influence of three different organic manures (farmyard, poultry, and pigeon) on some growth characteristics, chemical constituents, yield and disease severity of southern blight of Jerusalem artichoke grown under saline and calcareous conditions, and compared those impacts with the effect of chemical fertilizers.

Material and Methods

Experimental site and plant material

This study was conducted at 'Demo' Experimental Station Farm (29° 17'N; 30° 53'E), Faculty of Agriculture, Fayoum University, Egypt, during the two growing seasons of 2016/2017 (29.297672, 30.922477) and 2017/2018 (29.297826, 30.922404). The experimental locations had history of *Sclerotium rolfsii* infection (the experimental plot was planted with carrot for the two previous years). Soil samples were collected from the upper 30 cm layer and analyzed for some physical and chemical properties according to the methods described by Page et al., (1982) as shown in Table 1. Another soil samples were collected before and after plowing the field to assess pathogen incidence as described by Punja et al., (1986). Tuber seeds of Jerusalem artichoke (*Helianthus tuberosus* L., cv. Baladi) were purchased from Agricultural Research Center, Qanater Station, Egypt

TABLE 1. Some physical and chemical soil characters of the experimental farm

Soil property	2016/2017 season	2017/2018 season
Particle size distribution		
Sand (%)	65.9	63.8
Silt (%)	6.9	7.4
Clay (%)	27.2	28.8
Soil texture	Sandy clay loam	Sandy clay loam
pH (in soil paste)	7.85	7.69
ECe (dSm ⁻¹)	13.80	11.30
Organic matter (%)	0.62	0.77
CaCO ₃ (%)	10.30	9.90
Soluble ions (meqL⁻¹)		
CO ₃ ⁻	----	----
HCO ₃ ⁻	5.13	4.05
Cl ⁻	110.0	67.00
SO ₄ ⁻	26.60	42.20
Ca ⁺⁺	38.50	24.50
Mg ⁺⁺	22.00	15.00
Na ⁺	79.30	73.60
K ⁺	2.02	2.19
Total N (%)	23.5	24.6
Extractable P NaHCO ₃ pH=8.5 (mg kg ⁻¹)	13.10	12.10
Extractable K NH ₄ OAC pH=7.0 (mg kg ⁻¹)	301.00	311.00
DTPA Extractible micronutriments (mg kg ⁻¹)		
Fe	0.4314	0.3388
Mn	0.9466	1.5600
Zn	0.2660	0.3350
Cu	0.2766	0.2868

Experimental design

Complete randomized block design (CRBD) was used with three replicates. Three different types of fermented organic fertilizers (FOM); farmyard (FYM), poultry (PLM) and pigeon (PGM) manure. Samples of organic fertilizers were collected from Animal and Poultry Production Unit of the 'Demo' Experimental Station during both seasons. Nitrogen, phosphorus, potassium and organic matter (%) were determined (Table 2) according to the procedures of Page et al. (1982). The FOM treatments at different rates (Table 3) were added each for 3 plots (each plot = 3.5 length × 3.0 width = 10.5 m²) containing 3 rows.

Control treatment plots were fertilized by chemical fertilizers only; Ca(H₂PO₄)₂ 15.5% P₂O₅, (NH₄)₂SO₄ 20.6% N, and (K₂SO₄) 48% K₂O, at the rates of 150, 300, and 150 kg fed⁻¹, respectively, as NPK sources. Phosphorus fertilizer was added with soil preparation for sowing and the amounts of nitrogen and potassium fertilizers were equally divided and side dressed at 30 and 60 days

after planting, while different organic manures treatments were applied to all plots except control treatment. All other recommended agricultural practices for Jerusalem artichoke production were adopted throughout growth seasons of 2016/2017 and 2017/2018 according to the bulletin of Egyptian Ministry of Agriculture (1020/2006).

Isolation of southern blight disease causal agent

The fungal pathogen was isolated from soil samples using dilution method on PDA medium with penicillin. Petri dishes were incubated at 25 °C for 7 d. All of the cultures were purified using the same isolation medium. Morphological identification was performed using colony characteristics, sclerotia under light microscopy at Plant Pathology labs, Faculty of Agriculture, Fayoum University, Egypt. Before and after plowing and fertilizing the soil, the inoculum density of the fungal pathogen was assessed by counting the sclerotia number per soil sample using wet-sieving procedure (Punja et al., 1986)

TABLE 2. Analysis of the different organic fertilizers

Organic manure	2016/2017			2017/2018		
	FYM	PLM	PGM	FYM	PLM	PGM
N (%)	0.112	0.393	0.403	0.128	0.430	0.440
P ₂ O ₅ (%)	0.180	0.188	0.053	0.168	0.199	0.059
K ₂ O (%)	0.082	0.456	0.350	0.086	0.490	0.398
O.M (%)	24.2	21.2	42.7	25.8	21.6	48.7

TABLE 3. The applied fertilizer organic fertilizers treatments

Treatment	Rates	Quantity of Organic fertilizers
T ₀	Control	No any of FOM was added
T ₁	%100 FYM	42 kg of farmyard manure only
T ₂	%100 PLM	42 kg of poultry manure only
T ₃	%100 PGM	42 kg of pigeon manure only
T ₄	75% FYM+25% PLM	31.5 kg of farmyard manure + 10.5 kg poultry manure
T ₅	75% FYM+25% PGM	31.5 kg of farmyard manure + 10.5 kg pigeon manure
T ₆	75% PLM+25% FYM	31.5 kg of poultry manure + 10.5 kg farmyard manure
T ₇	75% PLM+25% PGM	31.5 kg of poultry manure + 10.5 kg pigeon manure
T ₈	75% PGM+25% FYM	31.5 kg of pigeon manure + 10.5 kg farmyard manure
T ₉	75% PGM+25% PLM	31.5 kg of pigeon manure + 10.5 kg poultry manure

Disease assessment

Twenty random plants/plot were assessed for disease incidence each 10–30 days after post emergence of seedlings (14 days after sowing; DAS) (Junsopa et al., 2016 with modifications). Southern stem rot disease incidence was calculated using the following formula according to Cooke (2006).

Whereas disease severity was scored using the scale 0–5 scale/plant (Sennoiet al. 2010), where; 0 = healthy plants, 1 = lesions without wilting, 2 = 1–2 wilted leaves, 3 = more than 2 wilted leaves, 4 = damped off plant, and 5 = dead plant. These disease score dates were converted to severity index as described by Junsopa et al. (2016)

Data of disease incidence were transformed to the area under disease progress curve (AUDPC) as follows (Davis et al., 1996)

$$AUDPC = \sum_{i=1}^n \left[\frac{X_i + X_{i-1}}{2} \right] (t_i - t_{i-1})$$

Where: i is the number of days in which the observations were made, n is the last days in which observations were done, X_i is the disease incidence in days i , and t_i is the time assessing the disease incidence.

Vegetative growth characters

A random sample of three plants from each experimental plot was taken at flowering initiation stage (120 DAS) to record plant height (cm), number of lateral branches plant⁻¹, leaf fresh and dry weights, stem fresh and dry weights (g) and leaf area plant⁻¹. All of these characters were carried out according to procedures of A.O.A.C. (1992).

Leaves chemical constituents

Random samples from the upper fourth leaf were collected and washed by distilled water to estimate the chlorophyll index using SPAD 502 plus chlorophyll meter. Thereafter, samples were oven dried at 70° C to determine the contents of nitrogen, phosphorus and potassium according to the methods described in A.O.A.C. (1992).

Tuber quality

Inulin content was determined in tubers according to the methods of Winton and Winton (1985). Total phenolic compounds (TPCs) were extracted from a fresh sample (1.0 g) using the method of Taga et al. (1984). Total nitrogen, phosphorus and potassium were determined by Pageet al. (1982). Total metal concentrations were determined by the inductively coupled plasma-optical emission spectrometry (ICP-OES, Perkin-Elmer OPTIMA-2100 DV, Norwalk, CT).

Yield and its components

At harvest time (270 DAS), the average tuber fresh and dry weights (g), total yield (kgfed⁻¹), and percentage of tuber dry weight (calculated by drying 100 g of fresh tubers in an electric oven at 70° C till a constant weight).

Statistical analysis

The analysis of variance (ANOVA) and LSD were calculated by using GENSTAT statistical package, version 9.2 (GENSTAT, 2007).

Results and Discussion*Vegetative growth characters**Plant height and number of lateral shoots*

The highest values of plant height (101.33 and 95.22 cm) were recorded for T₈ (75% PGM + 25% FYM) treatment followed by T₆ (75% PLM + 25% FYM) treatment. However the lowest value (73.00 cm) was recorded with T₁ (100% FYM) treatment. The magnitudes of increasing in plant height were 24.46 and 19.61% in 2016/2017 season as compared with the control treatment. On the other side, in 2017/2018 season, the highest values (118.56 and 114.78 cm) were recorded with T₂ (100% PLM) treatment followed by T₅ (75% FYM + 25% PGM) treatment as the lowest value was obtained with T₀ (the control), with the increasing rates of 22.12 and 19.56%, respectively.

With respect to the number of lateral shoots, the highest values (22.00 and 18.89) were recorded with T₈ treatment followed by T₆ treatment (Table 4). On the other hand, the lowest value (6.33) was showed with T₉ (75% PGM + 25% PLM) treatment. The amount of increase were 71.23 and 57.09%, respectively compared to the lowest value of the first season. In the second season, the highest number of lateral shoots was found with T₂ followed by T₅ treatment, but the lowest one was obtained with the control (T₀), the increasing rate was 54.13 and 50.28%, respectively, as compared to control. These results are inline with the findings of Nelson et al. (1970), as organic manures play a significant role in plant nutrition.

Organic manures especially farmyard manure could raise the concentrations of many nutrients and the soil enhance the nutritional value and nutrient balance of plants Graham et al., (2000). Organic acids such as citric, malic, oxalic and phenol that form Fe complexes are released when organic matter of organic manures decomposes Dauda et al. (2008). Poultry manure is relatively resistant to microbial degradation, establishing and maintaining optimum soil physical conditions that are important for plant growth. It is good source of nitrogen for sustainable crop production Massriand Labban (2014).

Number of leaves and leaf area

It is clear that T₈ (75% PGM + 25% FYM) followed by T₆ (75% PLM + 25% FYM) treatments showed the highest values for no. of leaves and leaf area of Jerusalem artichoke during 2016/2017 season (Table 4). On the other hand, in 2017/2018 season, the highest values were recorded with T₅ (75% FYM + 25% PGM) followed by T₇ (75% PLM + 25% PGM) treatments for no. of leaves and with T₇ (75% PLM + 25% PGM) followed by T₂ (100% PLM) treatments for leaf area. Increase of 69.22 and 66.72% for no. of leaves and 56.34% and 56.15% for leaf area were obtained from these respective treatments.

These results are in harmony with those obtained by Ragab et al. (2008). These findings may be attributed to the main role of organic fertilizers which they are a source of slow release macro-nutrients and improved the physical, chemical and biological properties of the soil (Anwar et al., 2011).

Poultry manure is essential for establishing and maintaining the optimum physical condition for plant growth (Enujeke et al., 2013). It is the effective source of nitrogen for sustainable crop production (Ewulo et al., 2008).

Leaf and stem fresh and dry weight

Plants that received 75% PGM + 25% FYM (T₈) had the highest values during the first season, and 100% PLM (T₂) in the second season showed also the highest values of leaf and stem fresh and dry weights (Table 4). Similar results were obtained by El-Sharkawy (2007) on taro and Eifediyi et al., (2010) on cucumber. The application of pigeon manure and farm yard manure increased the fresh weight and dry matter of leaves and stem. This increase could be attributed to the increase in the nutrient availability and their uptake by plants (Eifediyi et al., 2010; Hoseini et al., 2013).

TABLE 4. Effect of different organic manures on some vegetative growth characters of Jerusalem artichoke plants grown on sandy clay loam soil during 2016/2017 and 2017/2018 growth seasons

Growth Season	Treatment	Plant height cm	No. of lateral shoots plant ⁻¹	No. of leaves plant ⁻¹	Leaves plant ⁻¹		Stem plant ⁻¹		Leaf area plant ⁻¹ cm ²
					Freshweight	Dry matter	Fresh weight	Dry matter	
2016-2017	T ₀	76.55de	11.22ab	113.00f	129.63h	54.12f	106.47j	64.28g	5524.05f
	T ₁	73.00e	7.67b	79.67h	107.63j	37.67h	115.80i	42.30i	3635.42h
	T ₂	85.89c	11.33ab	133.78e	166.33g	58.52e	193.23g	66.19g	6284.00e
	T ₃	93.33b	16.67ab	234.56c	316.30b	107.01b	335.80b	115.91b	11037.12c
	T ₄	75.56de	10.89ab	96.56g	114.83i	45.52g	140.97h	51.86h	4207.86g
	T ₅	88.56c	13.89ab	210.33d	251.20e	88.68d	260.67e	91.70e	7604.76d
	T ₆	95.22b	18.89ab	286.22b	292.03c	105.31b	327.63c	106.13c	12157.23b
	T ₇	84.33c	12.67ab	214.00d	271.27d	100.95c	287.50d	99.53d	10623.94c
	T ₈	101.33a	22.00a	375.00a	532.30a	149.74a	634.07a	181.53a	19128.21a
	T ₉	79.78d	6.33b	115.89f	171.70f	61.53e	201.90f	73.62f	5601.90f
2017-2018	LSD	4.22**	11.86*	5.43**	5.03**	3.70**	3.52**	2.18**	474.10**
	T ₀	92.33e	9.89f	108.00h	164.93g	102.29g	234.17g	111.32g	16681.35h
	T ₁	109.56bc	20.33ab	240.78d	319.57c	191.01c	396.83c	223.71c	30416.17d
	T ₂	118.56a	21.56a	324.33b	434.07a	252.40a	488.60a	259.86a	38039.35a
	T ₃	110.67bc	16.22d	185.67g	204.37f	109.40f	369.07d	206.76d	19568.26g
	T ₄	105.78cd	16.22d	211.89e	256.63e	124.44e	330.43ef	186.23ef	23330.50f
	T ₅	114.78ab	19.89ab	350.89a	426.90a	251.74a	428.27b	250.39b	36843.84b
	T ₆	98.56de	18.67bc	269.00c	318.47c	195.15c	350.80de	201.60d	34855.53c
	T ₇	112.00a-c	19.44b	324.56b	394.40b	240.95b	418.17b	230.43c	38210.39a
	T ₈	100.67d	14.22e	205.67f	281.73d	163.22d	335.63ef	189.29e	30494.97d
T ₉	105.22cd	17.33cd	205.00f	248.60e	160.86d	327.87f	179.54f	26902.50e	
LSD	7.05**	1.66**	3.49**	13.44**	6.75**	21.14**	7.68**	1105.45**	

Chemical constituents

Leaves

Relative chlorophyll content

The application of T4 (75% FYM + 25% PGM) followed by T3 treatments (75% FYM + 25% PLM) recorded the highest chlorophyll values (39.16 and 38.60, respectively) of Jerusalem artichoke in 2016/2017, while

75% FYM + 25% PLM (T3) followed by T4 treatments (75% FYM + 25% PGM) showed the highest chlorophyll values (34.80 and 34.16, respectively) in 2017/2018. However, the lowest chlorophyll values (35.01 and 31.88) were obtained with applying 75% PGM + 25% PLM (T9) in 2016/2017 and 2017/2018 growth seasons, respectively (Figure 1).

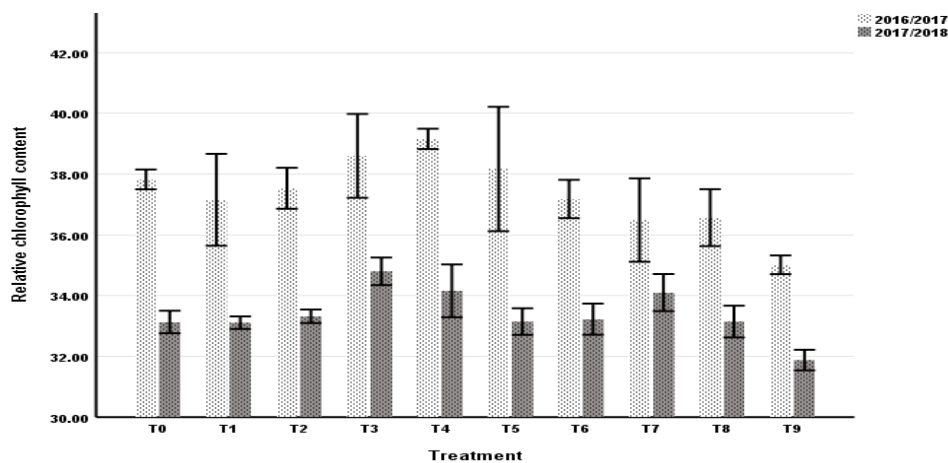


Fig.1. Effect of some different organic manures and their combinations on leaves chlorophyll index.

The present results coincide with those reported by Karanatsidis and Berova (2009). They may be attributed to the increased photosynthesis and the stabilizing effect of the organic fertilizer upon the chlorophyll-protein complex. In addition to pigeon manure had the highest N content. Regarding the role of N in the vegetative growth, the high N content in pigeon manure would probably increase the no of leaves and leaf weight (Hoseiniet al., 2013).

Nitrogen, phosphorus and potassium content of leaves

The chemical composition of Jerusalem artichoke leaves, *i.e.* nitrogen; phosphorus and potassium were influenced with applying the different organic manures and their combinations (Table 5). It is of great interest to notice that the highest values were found with T7 (75%PLM + 25%PGM) treatment for the three studied nutrients (NPK) in both of seasons. There were no significant differences between the control and different organic manure recombination treatments ($P=0.05$) for N and highly significant differences for P in both season, respectively. While no significant and high significant differences for K in 2016/2017 and 2017/2018 growth seasons respectively.

These results agree with those the laboratory analysis results of the studied applied organic manures which showed that PLM had the highest P and K, but PGM had the highest N content as it is shown in (Table 5).

The effect of the different organic manures and their applied levels might be due to their decomposition of micro-organisms through one or more mechanisms such as nitrogen fixation, production of organic acids, enhancing nutrients uptake, synthesis of vitamins, amino acids, auxins and gibberellins which stimulate the plant growth Haggag, et al. (2015).

Tubers

Total phenolic compounds and Inulin of tuber

The total phenolic compounds (TPCs) were significantly different ($p \leq 0.05$) due to the effect of organic manures and its combinations (Figure 2). The effect of different organic manures and its combinations on total phenolic compounds (TPCs) of tubers is presented in Fig 2. The highest values of those compounds were found with T2 treatment and were 19.60 and 20.86 in both seasons respectively, followed by T4 (17.06) in the first season and by T5 (18.42) in the second season. In contrary the lowest values (12.60 and 13.50) were recorded with T9 treatment in both of seasons, respectively.

TABLE 5. Effect of different organic manures on nitrogen, phosphorus and potassium contents of Jerusalem artichoke leaves and tubers during 2016/2017 and 2017/2018 seasons.

Growth season	2016/2017						2017/2018					
	Leaves content (%)			Tubers content (%)			Leaves content (%)			Tubers content (%)		
	N	P	K	N	P	K	N	P	K	N	P	K
T ₀	4.03a	1.13bc	1.74a	1.95ab	0.29f	1.12b-d	4.71a	1.10e	1.75e	1.72cd	0.25g	1.08f
T ₁	4.25a	1.15bc	1.82a	1.82b	0.38d	1.20b	5.11a	1.11e	1.84de	1.89b-d	0.37e	1.20c
T ₂	4.19a	1.12bc	1.88a	2.00ab	0.34e	1.10cd	5.45a	1.77a	2.10ab	1.89b-d	0.32f	1.09ef
T ₃	4.19a	1.08c	1.73a	1.88ab	0.39d	1.07d	5.03a	1.11e	1.77e	1.93a-c	0.33f	1.03g
T ₄	4.33a	1.70a	2.05a	1.86ab	0.43c	1.41a	5.07a	1.35d	1.90cd	1.77b-d	0.43d	1.31a
T ₅	4.22a	1.44abc	1.88a	2.01ab	0.43c	1.19bc	5.34a	1.65b	2.07b	1.99ab	0.42d	1.15de
T ₆	4.28a	1.50ab	2.05a	1.96ab	0.45c	1.15b-d	5.11a	1.17e	1.95c	1.68d	0.42d	1.12ef
T ₇	4.37a	1.71a	2.10a	2.09ab	0.50b	1.17bc	5.65a	1.79a	2.16a	2.13a	0.48c	1.19cd
T ₈	3.92a	1.50ab	1.95a	2.11a	0.55b	1.18bc	5.09a	1.55c	2.05b	1.99ab	0.52b	1.13ef
T ₉	4.28a	1.28bc	2.08a	1.97ab	0.57a	1.38a	5.29a	1.58bc	1.90cd	1.91a-c	0.56a	1.26b

These results are in harmony with those reported by Franco et al.(2002).The total phenolic compounds(TPCs)are synthesized through a secondary metabolism cycle and it could produce some plant hormones.

The effect of different organic manures and their combinations on inulin percent of Jerusalem artichoke tubers was found in (Figure 3). The highest values (12.39 and 11.67%, respectively) followed by (12.21 and 11.52%, respectively) were presented with T₆ and T₇ treatments in the first season and T₄ and T₉ treatments in the second season. On the other hand, the lowest values (10.38 and 10.49%) were showed with T₀ treatment (control) in both of seasons. These results are agreed with those reported El-Sirafy et al. (2008), and these results might be due to organic manures applying improved the mineral status of JA plants Kolota and Osinska (2006).

Nitrogen, potassium and phosphorus contents of tubers

The chemical composition of Jerusalem artichoke tubers, *i.e.* nitrogen, phosphorus and potassium were affected by using organic manures and their combinations as shown in Table 5. The highest values (2.11 and 2.09%) for nitrogen, (0.57 and 0.55%) for phosphorus and (1.41 and 1.38%) for potassium were found with T₈ and T₇ treatments for nitrogen, T₉ and T₈ treatments for phosphorus and T₄ and T₉ treatments for potassium in 2016/2017 growth season. On the other hand the highest values (2.13 and 1.99%) for nitrogen, (0.56 and 0.52) for phosphorus and (1.31 and 1.26) for potassium was found with T₇ and T₅ for nitrogen, T₉ and T₈ for phosphorus and T₄ and T₉ treatments for potassium in 2017/2018 growth season. These results agreed with those reported by Haggag et al. (2015), however the effect of the different organic manures and their combinations might be due to their decomposition micro-organisms through one or more mechanisms such as nitrogen fixation, production of organic acids, enhancing nutrients uptake, synthesis of vitamins, amino acids, auxins and gibberellins which stimulate the plant growth Haggag et al. (2015).

Cadmium, lead and nickel content of tubers

The influence of fertilizers organic manure combinations on some heavy metals *i. e.* cadmium (Cd); lead (Pb) and nickel (Ni) in tuber Jerusalem artichoke showed in Figures (7; 8 & 9), the lowest values (0.05 and 0.09 for Cd) were recorded with applying 75% PLM + 25% PGM (T₇); (1.40 and 1.27 for Pb) with 100% PGM (T₃) and 75% FYM + 25% PLM (T₄) and (2.59 and 2.57 for Ni) with applying 75% FYM + 25% PLM (T₉) in 2016/2017 and 2017/2018, respectively.

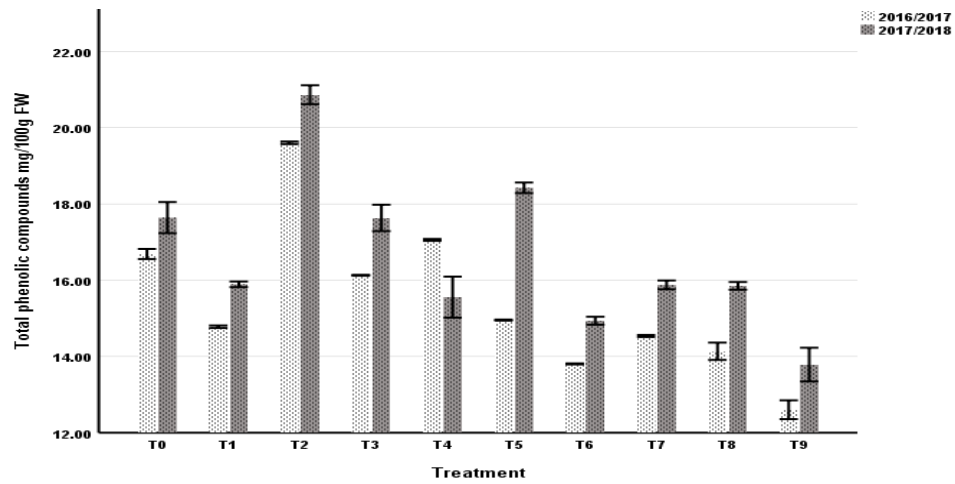


Fig. 2. Effect of some different organic manures and their combinations on total phenolic compounds of Jerusalem artichoke tubers.

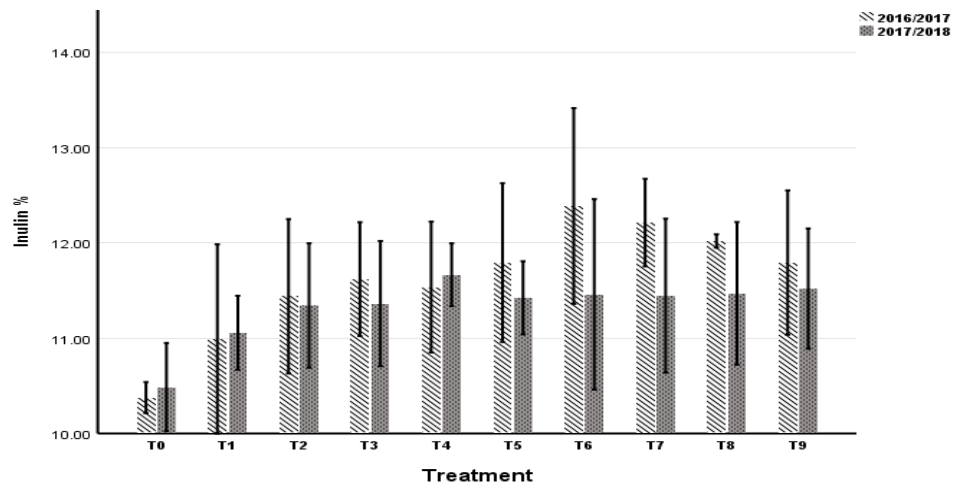


Fig. 3. Effect of some different organic manures and their combinations on inulin % of Jerusalem artichoke tubers.

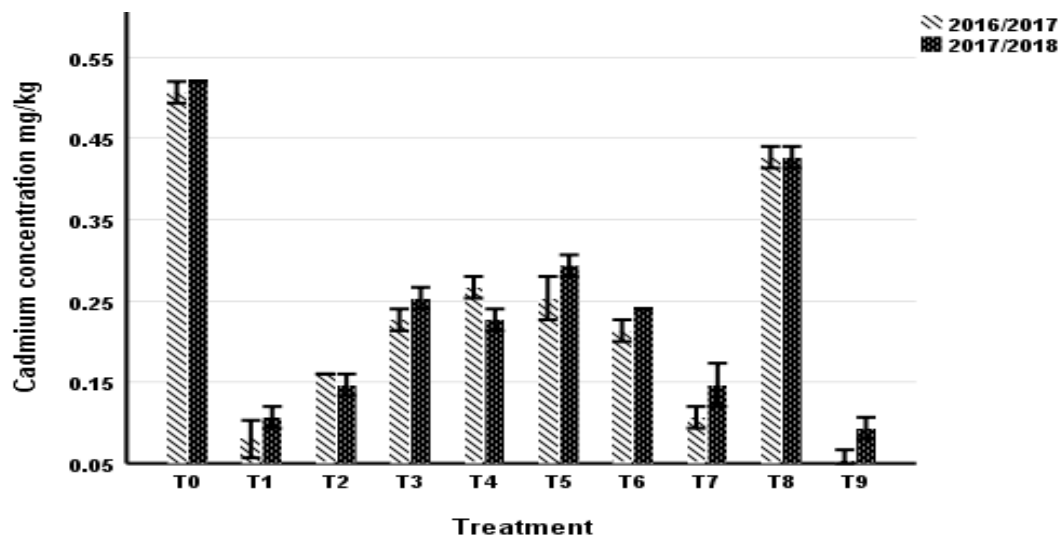


Fig.4. Effect of some different organic manures and their combinations on cadmium content of Jerusalem artichoke tubers

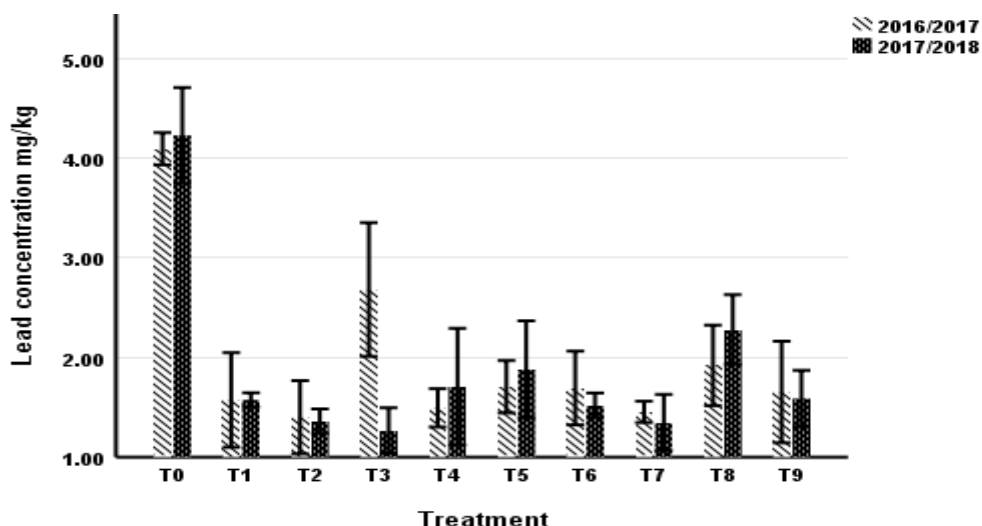


Fig. 5. Effect of some different organic manures and their combinations on lead content of Jerusalem artichoke tubers

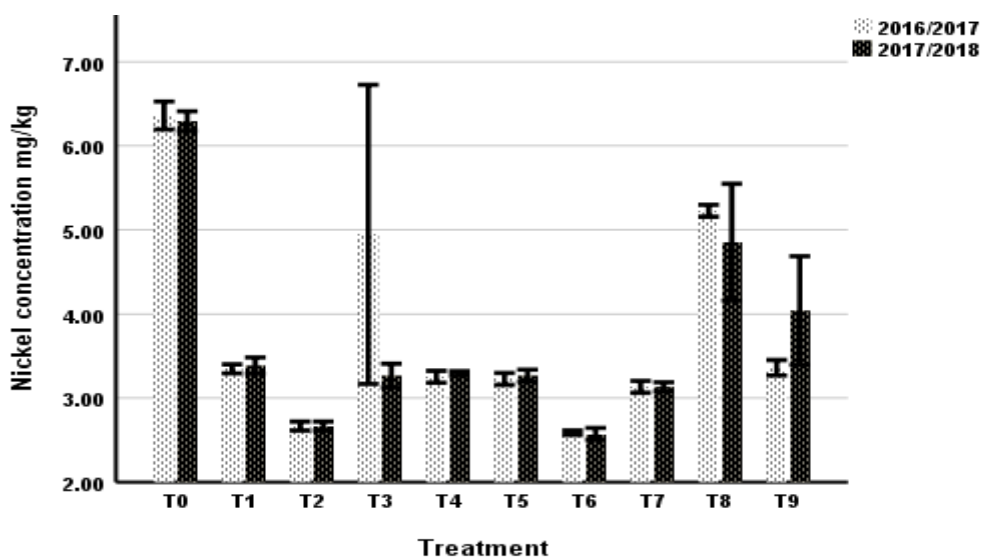


Fig. 6. Effect of some different organic manures and their combinations on nickel content of Jerusalem artichoke tuber

The ANOVA results indicated showed that the Cd; Pb and Ni were significantly affected by applying all organic manures combinations treatments as a comparing with control at 1% probability level.

Yield and its components

Tuber fresh and dry weight

Table 6 shows the effect of different organic manures and its combinations on tuber fresh and dry weights and % of dry matter. The highest values were recorded with T₂ followed by T₄ treatments for tuber fresh weight (1395.33 and 1328.23 g, respectively), dry weight (347.13 and

338.40 g, respectively) and tuber dry matter % (26.32 and 24.31%, respectively) in 2016/2017 growth season. However, data in 2017/2018 season the respective highest values (1050.00 and 1026.00g, respectively) were showed with plants applied with 100% PGM (T₃) followed by 75% PLM + 25% PGM (T₇) for tuber fresh weigh, while for tuber dry weight, T₇ treatment had the highest value (314.43 g) followed by T₃ (310.86 g). For dry matter percentage, the respective highest values (33.27 and 31.89%, respectively) were recorded with T₆ followed by T₈. The treatments had not significantly affect

the tuber fresh weight in both seasons, there were significant differences from the control at ($P \leq 0.01$) for tuber dry weight. The dry matter percentage significantly differed at the first season but did not differ at the second season.

The obtained results are in an agreement with those reported by Raramurthy and Shivashankar (1996), who stated that organic manure improved the plant height, dry matter production at different stages of crop growth and yield attributing characters of corn. In addition, the application of FYM increased the dry weight and yield due to the nutrient availability and its uptake by the plants (Eifediyet al., 2010).

Total yield and its components

The plants that were fertilized with 75% PLM + 25% PGM (T_7) recorded the highest total yield values of (20423.20 and 9730.56 kg fed⁻¹) in 2016/2017 and 2017/2018, respectively, followed by T_4 (75% FYM + 25% PLM) in the first season and T_2 (100% PLM) in the second season (Table 6). The lowest total yield values were obtained with T_5 (75% FYM + 25% PGM) in both seasons; thereby, the increasing rates were 69.90 and 49.60% in 2016/2017 and 2017/2018 growth seasons, respectively. The application of

T_7 treatment in both growth seasons significantly increased the total yield ($P \leq 0.001$) over those of the control (T_0).

In this respect, similar findings were also found by Ahmed and Elzaawely (2010) and Ahmed et al. (2013). The increase in total yield may be attributed to the high contents of N; P and K in poultry and pigeon manures that encourage the adsorption of these nutrients by Jerusalem artichoke plants to go forward and accelerate the photosynthetic rate Ahmed and Elzaawely, (2010).

Disease assessment

Pathogen determination and its inoculum density

The pathogen isolated was identified as *Sclerotium rolfsii* with typical morphological characteristics as described by Cúndomet al. (2013). The inoculum density of *Sclerotium rolfsii* was expressed as number of sclerotia/300cm³ of soil samples (Figure 7). The inoculum density average was about 16.5 and 17.5 sclerotia in soil sample before plowing soil which decreased by 22.7 and 22.1% to be about 13 and 13.5 sclerotia/soil samples in 2016/2017 and 2017/2018 respectively

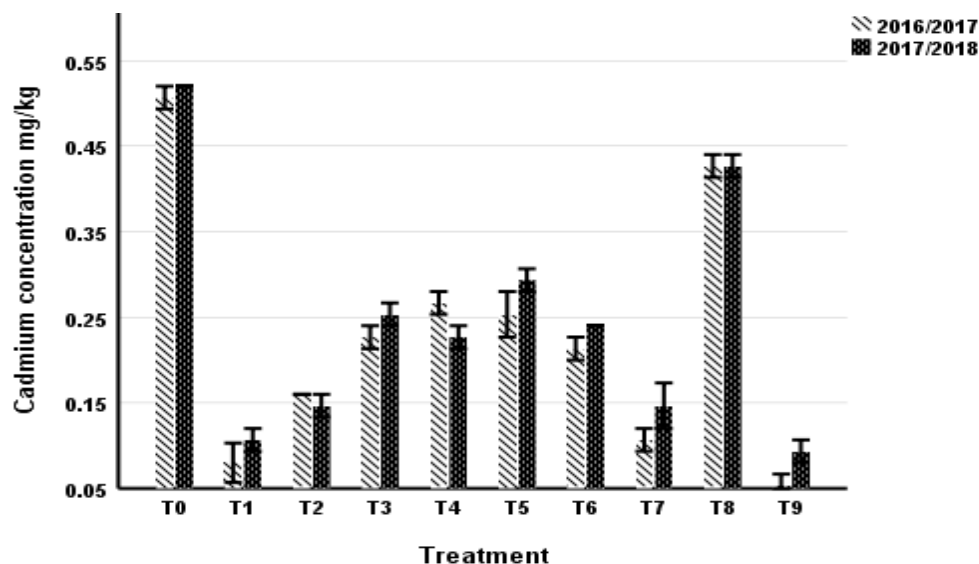


Fig. 7. The inoculum density of *Sclerotium rolfsii* was expressed as number of sclerotia/300cm³ of soil samples before and after plowing & adding fertilization regime

TABLE 6. Effect of different organic manures and its combinations on tuber fresh and dry weights, % of dry matter and total yield of Jerusalem artichoke plants during 2016/2017 and 2017/2018 growth seasons.

Growth season	Treatment	Fresh weight	Tuber (g/plant)	% Dry matter	Total Yield (kg fed ⁻¹)
2016/2017	T ₀	1319.07a	288.03a-c	21.79bc	11512.20f
	T ₁	1187.87ab	257.53a-d	21.95bc	16464.00c
	T ₂	1395.33a	347.13a	26.32a	13171.20de
	T ₃	1301.13a	275.87a-c	21.25c	13906.20d
	T ₄	1328.23a	338.40ab	24.31ab	20403.60a
	T ₅	744.83b	160.30d	21.34bc	6090.00h
	T ₆	1110.03ab	230.43cd	21.03c	18551.40b
	T ₇	1152.53ab	241.30b-d	20.94c	20423.20a
	T ₈	1097.83ab	261.13a-d	22.38bc	12463.50e
	T ₉	990.63ab	212.73cd	22.10bc	9299.64g
LSD		ns	92.39**	2.71**	2.001**
2017/2018	T ₀	833.33a	193.17ab	22.79b	7896.00ab
	T ₁	756.67a	189.46ab	25.48ab	7578.14ab
	T ₂	820.00a	238.49ab	28.25ab	9527.35a
	T ₃	1050.00a	310.86a	29.92ab	7783.10ab
	T ₄	480.00a	102.69b	22.46b	4904.26b
	T ₅	1013.33a	266.88ab	26.51ab	9420.10a
	T ₆	486.67a	134.43b	33.27a	6599.38ab
	T ₇	1026.00a	314.43a	30.34ab	9730.56a
	T ₈	880.00a	269.46ab	31.89ab	8291.14ab
	T ₉	796.67a	215.53ab	27.24ab	7585.54ab
LSD		ns	ns	ns	7.377**

Disease assessment

All the studied fertilization regime of FOM had significantly reduced the percent of southern blight disease incidence as shown in (Figure 8) with reference to control treatment (T_0) with exception to T_6 , T_3 , and T_4 . The treatments T_2 followed by T_1 and T_5 had the highest high DI reduction; 45.3, 38.5, and 38.5% respectively. All the treatments had significantly decreased the SI with reference to the control one. Meanwhile, the severity index was positively decreased in T_7 during the two years of study (Figure 9). Generally, negativetrendbetween number lateral shoots per plant and its severity index was observed, where the increase number of lateral shoots the decrement of disease severity by escaping from infection or producing new shoots to compensate the infected ones, which is combined with the plant height as; T_7 and T_9 corresponding to the

type of FOM and their percentages used. The highest significant decrement of the treatment T_7 might be to the heist % of potassium in leaves (as indicator to vegetative growth) which decreasing the fungal ability penetration or disease progress into the plant tissues.

T_7 had the lowest significantly area under disease progress curve which might be an evidence on its efficacy in suppressing the disease progress (Figure 10). T_2 (100%FYM) had the highest significant reduction of the DI percentage only. While, The best treatment of nitrogen, phosphorus and potassium contents of leaves, tuber fresh and dry weights, dry matter and total yield was obtained from using T_7 (75% PLM + 25% PGM) treatment. The same treatment T_7 had the highest significant decreasing rate of DI and AUDPC.

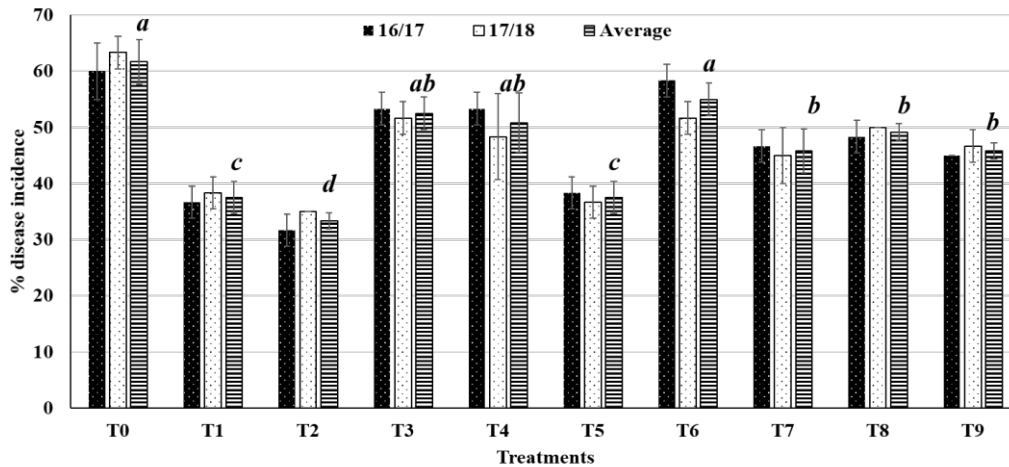


Fig.8. Percentage of southern blight disease incidence in Jerusalem artichoke with three different fermented organic manures fertilizations and their combinations during the two seasons.

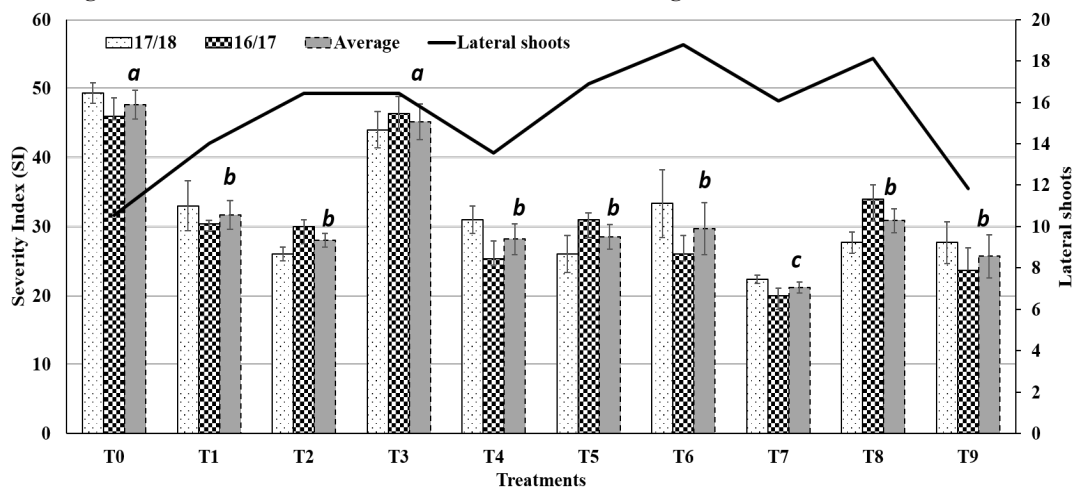


Fig. 9. Southern blight disease severity index (SI) in Jerusalem artichoke and number of plant lateral shoots with three different fermented organic manures fertilizations and their combinations during the two seasons

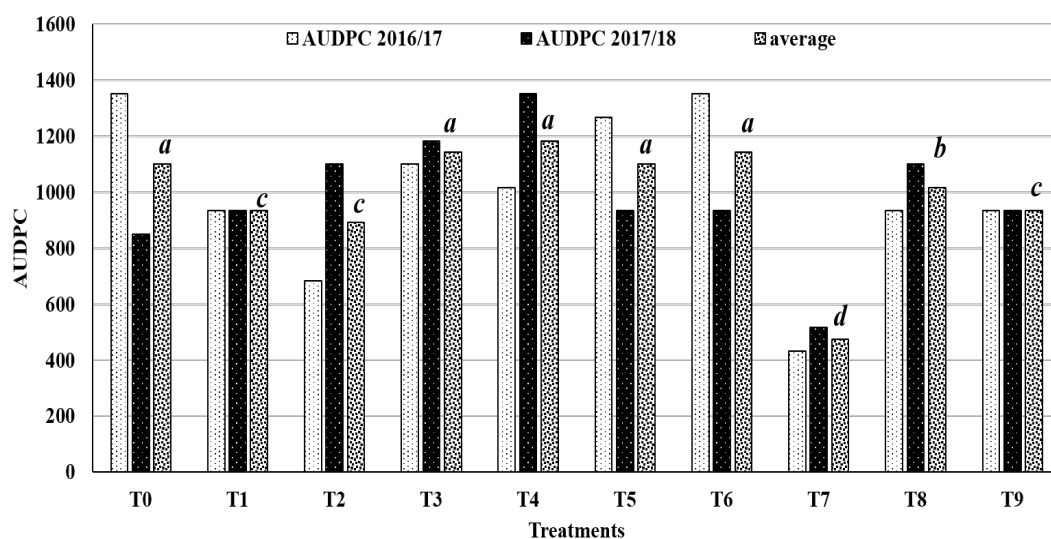


Fig. 10. AUDPC means for Southern blight disease incidence in Jerusalem with three different fermented organic manures fertilizations and their combinations during the two seasons

Conclusion

From the previous results of this investigation, it could be concluded that all different organic fertilizers and their combinations affected the studied characters. With regard to the highest values for plant height, number of lateral shoots, leaves and stem fresh and dry weights plant⁻¹ were recorded with applying T₈ (75% PGM+25% FYM) and T₂ (100% PLM) in 2016/2017 and 2017/2018, respectively. On the other hand, T₇ (75% PLM+25% PGM) was the best treatment for nitrogen, phosphorus, potassium, nickel content of leaves and total yield, while T₉ (75% PGM+25% PLM) was the better for phosphorus, T₄ (75% FYM+25% PLM) for potassium content of tubers and T₂ was the better for total phenolic compounds of tubers in the first and second seasons. But, the results were not similar for other some characters; however the greatest values were showed with using T₈ and T₅ (75% FYM+25% PGM) for number of leaves plant⁻¹; T₆ (75% PLM+25% FYM) and T₄ (75% FYM+25% PLM) for inulin content; T₄ and T₃ (100% PGM) for SPAD reading; T₈ and T₇ for nitrogen content of tubers; T₃ and T₄ for the lowest level of lead content of tubers in 2016/2017 and 2017/2018, respectively.

References

Ahmed A. E., Mukhtar, N. O., Babiker, H. M. and Adam, A. I. (2013) Effect of farm yard manure and chicken manure on growth and yield of pigeon pea *Egypt. J. Soil Sci.*, **58**, No. 4 (2018)

and their residual effect on a subsequent sorghum crop. *Sudan J. Agric. Res.* **22**, 23-70.

Ahmed, M.E. and Elzaawely, A. (2010) Growth and yield of cowpea plants in response to organic fertilization. *Australian J. of Basic and Applied Sci.* **4** (8), 3244-3249.

Anwar, R.S.M., Ramadan, M.M.A. and Easily, I.A.S. (2011) Effect of different rates of farm yard manure and plant spacing on growth; yield and quality of Jerusalem artichoke plants under sandy soil conditions. *J. Production*, Mansoura Univ., **2**(9), 1123-1135.

Association of Official Agricultural Chemists (A.O.A.C.) (1992) In: "Official Methods of Analysis", 12th ed., the A.O.A.C., Washington D. C., U.S.A.

Chen, P. S., Toribara, T. Y. and Warner, H. (1956) Assay of inorganic phosphate, phosphate, total phosphate and phosphatases. *Analysis Chemistry*, **28**, 1756.

Cooke, B.M. (2006) Disease assessment and yield loss. In: Cooke B. M., D. Gareth Jones and B. Kaye (Ed.), *THE EPIDEMIOLOGY OF PLANT DISEASES*. Springer. Netherlands, 2nd ed., 43-80.

Cúdom, M.A., Gutiérrez, S.A. and Cabrera, M.G. (2013) Occurrence of *Sclerotium rolfsii* causing collar rot to *Peperomia glabella* in Argentina. *Summa Phytopathology, Botucatu*, **39** (2), 42.

- Dauda, S.N., Ajayi, F. A. and Ndor, E. (2008) Growth and yield of water melon (*Citulluslanatus*) as affected by poultry manure application. *J. Agric. Soc.Sci.*, **4**,121-124.
- Davis, R.F., Smith, F.D., Bernneman, T.B. and McLean, H. (1996) Effect of irrigation on expression of stem rot of peanut and comparison of aboveground and belowground disease rating. *Plant Disease*, **80**,1155-1159.
- Eifediyi, E.K., Remison, S.V. and Okaka, V.B. (2010) Effect of different organic manure on the dry matter components of cucumber varieties. **8** (5),16-22.
- EL-Hady, O.A., Abo-Sedera, S.A., Basta H., El-Saied, A.H. and El-Saied, H. (2012a)The role of rice straw-based hydrogels on some soil micro-organisms strains. *Bio*. **1**, 78–84.
- EL-Hady, O.A., Shaaban, S.M. and El-Dewiny, Camilia, Y. (2010) The conditioning effect of composts or/ and water absorbent polymers on some physio-biochemical properties of a sandy calcareous soil after cucumber plantation. *Egypt J. Soil Sci.* **50** (1), 51–69.
- EL-Hady, O.A., Shaaban, S.M., Wanas, Sh. A. (2012b) Effect of hydrogels and organic composts on soil hydro-physical properties and in production of tomato. *Acta Hort.*, **933**, ISHS: 115– 122.
- El-Sharkawy, Z.A.(2007) Response of Dasheen to different organic fertilizer sources and rates under newly reclaimed sandy soil conditions. *Ann. Agric. Sci., Moshtohor*, **45** (4), 1651-1661.
- El-Sirafy, Z.M., Abbady, Khadra, A., El-Ghamry, A.M. and El-Dissoky, R.A. (2008) Potato yield Quality, Quantity and Profitability as affected by soil and foliar potassium application. *Res. J. Agric. And Biol. Sci.* **4** (6), 912-922.
- Enujeke, E.C., Ojeifo, I.M. and Nnaji, G.U. (2013) Residual effects of organic manure and inorganic fertilizer on maize grain weight and some soil properties in Asaba area of delta state. *International J. Advanced Biol. Res.* **3** (3), 433-442. Society for Sci. and Nature, India.
- Ewulo, B.S., Ojeniyi, S.O. and Akanni, D. A. (2008) Effect of poultry manure on selected soil physical and chemical properties, growth, yield and nutrient status of tomato. *African J. of Agric. Res.* **3** (9), 612-616, <http://www.academicjournals.org/AJAR> (accessed 2009 November 10).
- FAO.(2008) Land and Plant Nutrition Management Service. <http://www.fao.org/ag/agl/agll/>. Accessed on November/ 15/2012.
- Flores-Moctezuma H.E., Montes-Belmont, R., Jiménez-Pérez, A. and Nava-Juárez, R. (2006) Pathogenic diversity of *Sclerotium rolfsii* isolates from Mexico, and potential control of southern blight through solarization and organic amendments. *Crop Protection*, **25**,195-201.
- Franco, O., Rigden, D.J., Melo, F.R. and Grosside Sa, H.F. (2002) Review: Plant α - amylase inhibitors and their interaction with insect α - amylases: Structure, function and potential for crop protection. *Eur. J. Biochem.*, **26**, 397-412.
- Gautum, M. and Kolte, S.J. (1979) Control of *Sclerotium* of sunflower through organic amendments of soil. *Plant and Soil*, **53**, 233-238.
- GENSTAT. (2007) GENSTAT statistical packages GenStat Release 9.2 (PC/Windows) (9th ed.). Lawes Agriculture Trust, Rothamsted Experimental Station, UK.
- Graham, R.D., Humphrius, J.M. and Kitchen, J.L. (2000) More enhanced cereals: a sustainable foundation for diet. *Asia Pacific J. Clin.Nutr.* **9** (Suppl.): S9.
- Hafez, A. A. R., Mikkelsen, D. S. (1981) Colorimetric determination of nitrogen for evaluation of nutrition status of rice. *Soil and Plant Analysis* **12** (1), 61-69.
- Haggag L., F., Shahin, M.F.M., Mahdy, H.A., Atteya, A.K.G. and Hassan, H.S.A. (2015) Beneficial effect of NPK, pigeon manure tea and microbial fertilizers as soil application on growth of “Toffahi” and “Picual” olive seedlings. *J. of Agric. Technology*, **11** (7), 1565-1582.
- Hassan A S.A. (2012) Effect of some characteristics of calcareous soils on available phosphorus in North Africa. M. Sc. Cairo Univ. *Institute of African Res. and Studies*. Dept. of Natural Res.
- Hoseini, N. A., Golchin, A. and Mohammadi, J. (2013) The effect of organic fertilizers and organic wastes on Aloe vera growth and development. *Scholars Res. Library*. **4** (8), 90-95.
- Jenkins S.F. and Averre, C.W. (1986) Problems and progress in integrated control of southern blight of vegetables. *Plant Disease*, **70**, 614-619.
- John, L.W., Jamer, D.B., Samuel, L.T. and Warner, L.W. (2004) Soil fertility and fertilizers: An introduction to nutrient Management. Person Educatio, Delhi, 106-153.

- Johnson, A.W., Minton, N.A., Breneman, T.B., Burton, G.W., Culbreath, A.K., Gascho, G.J. and Baker, S.H. (1999) Bahiagrass, corn, cotton rotations, and pesticides for managing nematodes, diseases, and insects on peanut. *Journal of Nematology*, **31**, 191-200.
- Junsopa, C.; Jogloy, S.; Saksirirat, W.; Songsri, P.; Kesmala, T.; Shew, B.B. and Patanothai, A. (2016) Inoculation with *Sclerotium rolfsii*, cause of stem rot in Jerusalem artichoke, under field conditions. *European Journal Plant Pathology*, **146**:47-58.
- Karanatsidis, G. and Berova, M. (2009) Effect of organic N fertilizer on growth and physiological parameters in pepper plants (*Capsicum annum* L.). *Biotechnol. & Biotechnol. Eq.* special edition on line 254-257.
- Kwon, J. H., Jee, H. J. and Park, C. S. (2008) Occurrence of Bulb Rot of *Allium victorialis* var. *platyphyllum* Caused by *Sclerotium rolfsii* in Korea. *The Plant Pathology Journal*, **24** (1), 90-92.
- Mahmoud, E., Abd El-Kader, N., Robin, P., Akkal-Corfini, N. and Abd El-Rahman, L. (2009) Effects of different organic and inorganic fertilizers on Cucumber yield and some soil properties. *World J. of Agric. Sci.*, **5**, 408-414.
- Mansour, M.M., Salama, F.Z., Ali, M., Hadid, A. (2005) Cell and plant responses to NaCl in *Zea Mays* L. cultivars differing in salt tolerance, *Gen. Appl. Plant Physiol.*, **31** (1-2), 29-41.
- Massri, M. and Labban, L. (2014) Comparison of different types of fertilizers on growth, yield and quality properties of watermelon (*Citrullus lanatus*). *Agricultural Sci.*, **5**, 475-482.
- Okabe I., Morikawa, C. and Matsumoto, N. (2000) Variation in southern blight fungus in Japan detected by ITS-RFLP analysis. [http://ss.jircas.affrc.go.jp/engpage/jarq/34-2/okabe/34-2\(3\).htm](http://ss.jircas.affrc.go.jp/engpage/jarq/34-2/okabe/34-2(3).htm).
- Page, A.L., Miller, R.H. and Keeney, D.R. (1982) "Methods of Soil Analysis", Part 2, 2nd ed., ASA and SSSA, Madison, Wisconsin, USA.
- Punja, Z.K., Carter, J.D., Campbell, G.M. and Rossell, E.L. (1986) Effects of calcium and nitrogen fertilizers, fungicides, and tillage practices on incidence of *Sclerotium rolfsii* processing carrots. *Plant Disease*, **70**, 819-824.
- Rady, M.M., BhavyaVarma, C., and Howladar, S.M. (2013) Common bean (*Phaseolus vulgaris* L.) seedlings overcome NaCl stress as a result of presoaking in *Moringa oleifera* leaf. *Scientia Horticulturae*, **162**, 63-70.
- Ragab, M.E., Hamed, N.M. and El-Sharkawy, Z.A. (2008) Response of Jerusalem Artichoke (*Helianthus tuberosus* L.) Plants to some Bio and organic fertilization treatments in the new reclaimed lands. First International Conference of Agric. Sci. Consoldated of Role the Research in Sustainability Agricultural Development plants, 13-15 October 2008, Fac. Agric., Aleppo Univ., Syria.
- Ramamurthy, V. and Shivashankar, K. (1996) Residual effect of organic matter and phosphorus on growth, yield and quality of maize (*Zea mays*). *Indian Journal of Agronomy*, **41**, 247 – 251.
- Sadeghi, H. (2010) The effects of different salinity levels on some important physiological characteristics of two wheat cultivars. *11th Iranian Crop Science Congress*. 3704p.
- Sennoi, R., S. Jogloy, W. Saksirirat and A. Patanothai (2010) Pathogenicity test of *Sclerotium rolfsii* a causal agent of Jerusalem artichoke (*Helianthus tuberosus* L.) stem rot. *Asian Journal of Plant Science*, **9**(5), 281-284.
- Taga, M.S., Miller E.E. and Pratt, D.E. (1984) Chia seed as a source of natural lipid antioxidants. *JAOCs* **61**, 928-931.
- Wakui, Y. (2009) Organic farming technology in Japan. Pilot project for better farm income by organic-based vegetable production. Koibuchi college of Agriculture and Nutrition, MITO.
- Winton, A.L. and Winton, K.B. (Ed.) (1985) *The Analysis of Foods*. John Wiley and Sons, Inc. London. 857 P.
- Žaldariene, S., Kulaitiene, J. and Černiauskiene, J. (2012) The quality comparison of different Jerusalem artichoke (*Helianthus tuberosus* L.) cultivars tubers. *Žemes UKIO MOKSLAI*. **19** (4), 268-272.

(Received: 9 /11/2018 ;
accepted: 24 /12/2018)

تأثير مخاليط الاسمدة العضوية علي أداء ومرض عفن الساق في نباتات الطرطوفة تحت ظروف الإجهاد

أحمد عبد العزيز محمود عوض* و هدي محمد حسين أحمد**

*قسم الاراضي والمياه - كلية الزراعة والموارد الطبيعية - جامعة أسوان
**قسم النبات الزراعي (أمراض النبات) - كلية الزراعة - جامعة الفيوم

أجريت التجربة خلال الموسم الصيفي ٢٠١٦/٢٠١٧ و ٢٠١٧/٢٠١٨ علي نباتات الطرطوفة المنزرعة تحت ظروف الملوحة والقلوية لدراسة تأثير ثلاثة أنواع مختلفة من الاسمدة العضوية وهما سماد الماشية وسماد الدواجن وسماد الحمام و بعض تركيباتهما علي بعض صفات النمو الخضري والتركيب الكيماوي للدرنات والمحصول ومكوناته ومقارنة تلك المعاملات بالتسميد المعدني الموصي به لنباتات الطرطوفة.

وقد أشارت النتائج المتحصل عليها الي ان المعاملة الثامنة (٣١,٥ كجم سماد الحمام + ١٠,٥ كجم سماد الماشية) سجلت أعلى القيم بالنسبة لصفات طول النبات وعدد الأفرع الجانبية وعدد الاوراق والوزن الطازج والجاف للاوراق والسيقان ومساحة سطح الورقة لكل نبات خلال موسم الزراعة الاول (٢٠١٦/٢٠١٧)، بينما المعاملة الثانية (٤٢ كجم سماد الماشية) كانت الأعلى لكل الصفات السابقة الذكر عدا صفة مساحة سطح الورقة لكل نبات، اما بالنسبة لصفة محتوى الكلوروفيل النسبي للأوراق فأعلي القيم سجلت من المعاملة الرابعة (٣١,٥ كجم سماد الماشية + ١٠,٥ كجم سماد الدواجن) تليها المعاملة الثالثة (٤٢ كجم سماد الحمام) في كلا الموسمين.

اما بالنسبة لتركيزات بعض العناصر الثقيلة في الدرنات، فوجد أن أقل محتوى من عنصري الكاديوم والنيكل سجلت من خلال المعاملة التاسعة (٣١,٥ كجم سماد حمام + ١٠,٥ كجم سماد الدواجن) والمعاملة السابعة (٣١,٥ كجم سماد دواجن + ١٠,٥ كجم سماد حمام) علي الترتيب، بينما أقل محتوى لعنصر الرصاص سجل من خلال المعاملة الثالثة و المعاملة الرابعة خلال موسمي النمو علي الترتيب. بينما المعاملة الثانية كانت الأقل في النسبة المئوية لحدوث الأصابة

أفضل المعاملات بالنسبة لمحتوي الأوراق من عناصر النيتروجين والفوسفور والبوتاسيوم والوزن الطازج والجاف والنسبة المئوية للمادة الجافة والمحصول الكلي سجلت من خلال المعاملة السابعة (31.5 كجم سماد دواجن + 10.5 كجم سماد الحمام) خلال موسمي الزراعة.