



Evaluation of the Possibility of Establishing Certain Organic Cultivation Packages as Nutrient Sources for Chamomile (*Matricaria chamomilla* L.) Cultivation at Temperate Region of Uttarakhand, India

Durga ^{a,b}, K. C. Singh ^{c*}, R. S. Chauhan ^a, G. Goswami ^c,
T. A. Bhosale ^c, Manju ^d and J. W. Haobijam ^e

^a Department of PSMAP, VCSGUUHF Bharsar, Uttarakhand, India.

^b Department of Agriculture, Dev Bhoomi Uttarakhand University, India.

^c Department of Natural Resource Management, VCSGUUHF Bharsar, Uttarakhand, India.

^d Department of Fruit Science, VCSGUUHF Bharsar, Uttarakhand, India.

^e School of Agriculture, Lovely Professional University, India.

Authors' contributions

This work was carried out in collaboration among all authors. All authors read and approved the final manuscript.

Article Information

DOI: 10.9734/IJECC/2023/v13i82175

Open Peer Review History:

This journal follows the Advanced Open Peer Review policy. Identity of the Reviewers, Editor(s) and additional Reviewers, peer review comments, different versions of the manuscript, comments of the editors, etc are available here: <https://www.sdiarticle5.com/review-history/100361>

Original Research Article

Received: 01/04/2023

Accepted: 01/06/2023

Published: 23/06/2023

*Corresponding author: E-mail: chandrakumarkh@gmail.com;

ABSTRACT

An utmost attempt was made to investigate the response of Chamomile (*Matricaria chamomilla* L.) to certain types and doses of organic manures at under open condition at temperate regions of Uttarakhand during the year 2019-2020. The study comprised of varying levels of three different organic manure sources namely, FYM, compost and vermicompost, along with a check treatment replicating thrice having plot having dimensions 1 m x 1 m with a spacing of 20 cm x 20 cm. The experiment was laid out in a randomized complete block design (RCBD). Forty-five (45) days old chamomile seedlings (attained about 10-15 cm in height) were transplanted during October, 2019 under open field condition. The soils of the experimental site were tested favourable with respect to some of the basic physical and chemical properties. The results revealed that maximum plant height (48.26 cm), number of branches per plant (35.40) and plant spread (33.09 cm) were significantly higher under T₄ (FYM @ 25 t/ha) application at 180 days after transplanting. Application of T₁₀ (VC @ 4 t/ha) produced early flowering (119.73 days). At bud initiation stage the highest total fresh (33.12 q/ha) and dry (7.59 q/ha) biomass yield were found in T₄ (FYM @ 25 t/ha). At flowering stage maximum value of total fresh (60.02 q/ha) and dry (12.70 q/ha) biomass yield were found in T₁₀ (VC @ 4 t/ha). The results, further revealed that T₁₀ provided the fastest crop growth rate (0.86 g/m²/day). The highest number of flowers per plant (139.73), fresh flower yield (67.35 q/ha), dry flower yield (13.95 q/ha) and maximum cost: benefit (1:3.56) were obtained in plots which received FYM @ 25 t/ha. All the organic input treatments performed better over control and the treatment FYM @ 25 t/ha shall be recommended for profitable organic cultivation of chamomile.

Keywords: Chamomile (*Matricaria chamomilla* L.); FYM; compost; vermicompost; crop growth rate; flower yield; chlorophyll; cost: benefit.

1. INTRODUCTION

Chamomile (*Matricaria chamomilla* L.) is annual, aromatic, herbal plant known as true chamomile or German chamomile which belongs to the Asteraceae family having chromosome number 2n=18 [1]. It is native to southern and eastern Europe. Chamomile widely distributed in Europe, Asia, Africa and America, and it has both autumn and spring varieties. Chamomile has medicinal properties, anticonvulsant, anti-inflammatory, antispasmodic, relaxing, antirheumatic, carminative, antiseptic bandages, antibacterial, treatment of acne, insomnia, gastric ulcer prevention and treatment [2]. In addition to pharmaceutical uses, the oil is extensively used in perfumery, cosmetics, aromatherapy and in food industry. studied that the essential oil present in the flower heads contains chamazulene and is used in perfumery, cosmetic creams, hair preparations, skin lotions, tooth pastes, and also in fine liquors [3]. The dry flowers of chamomile are also in great demand for use in herbal tea, baby massage oil, for promoting the gastric flow of secretion, and for the treatment of cough and cold. Chamomile as medical plant is allegedly compatible with a wide range of climates and soils [4]. The use of organic fertilizer for growing medicinal plants is widespread due its beneficial effects in the soil,

providing organic matter, improving physical structure and directly influencing its water holding capacity and water availability for plants. Moreover, organic fertilizers contribute to greater stability of nutrients through mineralization process, are an energy source for soil microorganisms and provide macro and especially micronutrients for plants [5]. Madadi et al. [6] reported that chamomile, by increasing the level of oxidants and osmolytes and reducing cell division and viability extracts, could disrupt and decrease the growth of flixweed suggesting natural herbicidal effects to suppress flixweed. Further, they also claimed that chamomile could be planted as a preceding crop in rotation with wheat to reduce flixweed competition with wheat. Wang et al. [7] through a preliminary study reported that an organic compound derived from chamomile (*Chamomila recutita* L.) which is called 2-Cyclopenten-1-one (CCO), can inhibit the soil urease activity and nitrification as well and thereby has the latent to serve as a dual-function inhibitor for decreasing fertilizer-induced N losses and increasing N use efficiency, simultaneously. Their study further elaborated that, the ability of CCO to reduce N losses and improve maize yield was potentially superior to DCD (dicyandiamide), NBPT (thiophosphoric triamide), or the combination of DCD and NBPT. Compared with the urea treatment, the addition

of CCO significantly reduced urease activity and nitrification, which subsequently increased the content of $\text{NH}_4^+\text{-N}$ and decreased the content of $\text{NO}_3^-\text{-N}$ in the soil during the maize growth period. Moreover, the cumulative NH_3 and N_2O emissions, global warming potential (GWP) and greenhouse gas intensity (GHGI) of the maize field were lowest from the CCO applied plots during the growth season, decreasing by 32.5 %, 21.94 %, 7.69 % and 20.92 %, respectively, compared to urea treatment. Notably, CCO application significantly reduced the abundance of ammonia-oxidizing archaea and bacteria in soil.

Organic fertilizers are naturally available mineral sources that contain moderate amount of essential plant nutrients. Organic fertilizers can be natural (manure and slurry) or processed, such as compost, blood meal and humic acid, natural enzyme-digested proteins, fish meal, and feather meal etc. [8]. Organic fertilizers act as slow-release fertilizers, in a sense, they provide nutrients in lower amount over an extensive time period and have the advantages for improving soil (microbiological, physicochemical, and biochemical) properties and thus influence soil quality; helping in replenishing the loss in organic matter in short- and long-term periods and thus maintain soil fertility; enhancing the existing soil nutrients, and thereby healthy growth is achieved with minimum nutrient densities; and minimizing environmental degradation without reducing crop yields and achieve sustainable levels of agriculture production [8]. Favourable effects of arbuscular mycorrhizal fungi (AM fungi) as an organic nutrient source have been reported by some researchers. Katarzyna et al. [9], reported higher aboveground and underground mass including mass of raw material in chamomile (*Matricaria recutita* L.). Further, Eulenstein et al. [10] quoted the enhancement in growth and dry matter production after application of AM fungi. Also, AM fungi is reported to accelerate decomposition and acquisition of nitrogen directly from organic material [11], increase plant growth [12], and protect plants against salinity by alleviating salt-induced oxidative stress [13].

Considering the negative impact on soil and climate due to inorganic farming and to maintain a sustainable soil and chamomile production we hypothesized those organic manures viz., FYM, compost and vermicompost would play a vital role in sustaining soil quality during cultivation of chamomile organically. And hence, different

graded doses of these three manures were examined in response to chamomile in our experiment.

2. MATERIALS AND METHODS

The experiment comprised of ten treatments with three replications. The experiment was laid out in a Randomize Complete Block Design in triplicates having plot size of (1m x 1m) and consisted of ten treatments, i.e., T₁ (control), T₂ (FYM @ 15 t/ha), T₃ (FYM @ 20 t/ha), T₄ (FYM @ 25 t/ha), T₅ (compost @ 10 t/ha), T₆ (compost @ 15 t/ha), T₇ (compost @ 20 t/ha), T₈ (vermicompost @ 2 t/ha), T₉ (vermicompost @ 3 t/ha) and T₁₀ (vermicompost @ 4 t/ha). Chamomile seeds were sown in the first week of September, 2019 in the nursery beds. 45 days old seedlings (10-15 cm in length) of chamomile are transplanted with the spacing of 20 cm x 20 cm during October, 2019 under open field condition. Cultural operations like gap filling, irrigation, hoeing and weeding were done at regular intervals. Five plants were selected randomly from each plot to record the observations at respective stages.

2.1 Planting Materials

The experimental material used for the present investigation comprised of Chamomile (*Matricaria chamomilla* L.). Seeds of chamomile were purchased from the Herbal Research and Development Institute (HRDI), Mandal-Gopeshwar, Chamoli, Uttarakhand.

2.2 Soil Parameters

2.2.1 Bulk density (g/cc)

Bulk density refers as weight of dry soil per unit of volume typically expressed as in g/cc. Soil bulk density was determined by core method [14]. Firstly, the stainless-steel core sampler was pushed vertically with help of hammer and wooden plank at the mid-point of 0-5 cm soil layer without disturbing the soil within the core. The core containing soil sample was removed by excavating soil by using spade. The protruding soil was trimmed with the knife from both ends of the core. The soil within the core was transferred to the pre-weighted moisture box. The moisture box with soil sample was then weighted and oven dried at 105°C for 24 hours. Oven dry weight of the sample was taken and the dimensions of the core and its volume were measured.

$$\text{Bulk density (g/cc)} = \frac{\text{Oven dry weight of the soil core}}{\text{Volume of the soil core}}$$

2.2.2 Soil porosity (%)

Assuming particle density of soil of 2.65 g cm^{-3} , the porosity of all soils was calculated using the below equation [14] as:

$$\text{Porosity (\%)} = 1 - \frac{\text{Bulk density}}{\text{Particle density}} \times 100$$

2.2.3 Soil moisture content (%)

Weight of the oven dry soil was taken and moisture content was calculated from each sample as [14]:

$$\text{Moisture content (\%)} = \frac{\text{Soil moist weight} - \text{Soil dry weight}}{\text{Soil dry weight}} \times 100$$

2.2.4 Water holding capacity (%)

Maximum water holding capacity was determined by Keen Rackzowski box technique [14]. For determination of water holding capacity, a filter paper was placed at the bottom of the Keen Rackzowski box. The soil was packed by taping the box 20 time on a wooden bench. Small portion of the soil was further added to the box and tapped as before. Finally, the top of the box was leveled by striking off the surplus soil with the straight edge of spatula. The box was taken placed in a petridish containing water and was left for overnight. The box containing the saturated soil was removed from the petridish, weight was taken, finally dried in an oven at 105°C and weight was recorded.

$$\text{Maximum water holding capacity (\%)} = \frac{\text{Moisture held by the soil}}{\text{weight of dry soil}} \times 100$$

2.3 Plant Growth Parameters

2.3.1 Plant height (cm)

Plant height was recorded with the help of scale and expressed in centimeters from ground level up to the tip of stem. Five plants were randomly selected from each plot and expressed as average height per plant.

2.3.2 Number of branches per plant

Numbers of branches per plant were counted on the basis of five randomly selected plants for

each replication of all the treatments. The mean of three replications was considered as final value in all the treatments.

2.3.3 Plant spread (cm)

The plant spread was recorded for each treatment. Five plant per replication from all the treatments were randomly selected for plant spread. Plant spread was recorded in centimeters in both the directions *i.e.*, East - West (E - W) and North - South (N - S) and mean value were taken as the actual plant spread.

2.3.4 Number of days taken to appearance of first flower

Numbers of days required for flower initiation were counted from transplanting up to the stage when flower bud on the plant was fully open.

2.3.5 Total biomass: Fresh and dry (q/ha)

Total plant biomass observation was recorded at bud formation and flowering stages with respect to different treatments. Five plants were randomly selected from each plot in each replication for biomass measurement and the mean of three replications were computed in g/plot. For fresh biomass randomly selected plant samples were collected by uprooting whole plant by soil excavation. After excavation, the samples were slaked by dipping it into water and washed by gently flowing water. For dry biomass analysis the collected plant samples were oven dried at 60°C for more than 48 h till constant weight of the samples were observed.

Total fresh and dry biomass were also recorded in q/ha by using the formula given below.

$$\text{Total fresh biomass (q/ha)} = \frac{\text{Total fresh biomass (g)/plot (sqm)} \times 10000}{1000 \times 100}$$

$$\text{Total dry biomass (q/ha)} = \frac{\text{Total dry biomass (g)/plot (sqm)} \times 10000}{1000 \times 100}$$

2.3.6 Crop growth rate (g/m²/day) during flowering to maturity stage

Crop growth rate (CGR) is the rate of dry matter production per unit ground area per unit time which was calculated by using the following formula and expressed as $\text{g/m}^2/\text{day}$ [15].

$$CGR = \frac{(W_2 - W_1)}{(t_2 - t_1)} \times \frac{1}{A}$$

Where,

W_1 = dry weight of the plant (g/m^2) at time t_1
 W_2 = dry weight of the plant (g/m^2) at time t_2
 $(t_1 - t_2)$ = time interval in days
 A = unit land area (m^2)

Crop growth rate was studied between two growth stages: (i) Bud initiation stage (ii) Flowering stage.

2.4 Plant Pigment Parameters

2.4.1 Total chlorophyll content (mg/g fresh leaf weight)

Hiscox and Israelstam [16] method was used to find the chlorophyll content of leaf samples using Dimethyl sulphoxide (DMSO).

2.4.2 Determination of total chlorophyll content [17]

The absorbance (optical density) of green colour was measured on UV-VIS spectrophotometer at 645 and 663 nm. From the absorbance values, the concentration of total chlorophyll (mg/g) were calculated by using following equations.

$$\text{Total chlorophyll (mg/g)} = [20.21 (A_{645}) + 8.02 (A_{663})] \times \frac{V}{1000 \times W}$$

Where,

A_{663} = Absorbance (optical density) at 663 nm
 A_{645} = Absorbance (optical density) at 645 nm
 V = Total volume of the extract (mL)
 W = Weight of the sample (g)

3. RESULTS AND DISCUSSION

3.1 Physico-Chemical Properties of Soil

Some of the basic physicochemical properties of the soils of the experimental site were studied and the mean value of results are presented on Table 1. The results clearly indicates that initially, the soils of experimental site were tested optimum with respect to physical and chemical properties viz., bulk density (1.19-1.27 g/cc), porosity (55.83-60.37 %), water holding capacity (52.45-61.76 %), moisture content (23.03-34.91 %), pH (5.55-6.52), EC (0.08-0.14 dS/m) and oxidizable organic carbon (0.59-1.02%).

Changes in all the soil properties were noticed when soil analysis were done after harvesting with varying degree of changes. Among the soil physical properties, slight increase in bulk density (BD) values were seen suggesting there has been increment in compaction from sowing time to harvesting of crop. Likewise, fall in the porousness of soils in all the treatments were witnessed which is directly related with increase in BD in respective treatments. Water holding capacity (WHC) was also seen to increase in all the treatments with varying degree of increments. There were minute changes in soil pH. EC values were hike a little but still are in completely safe range for crop production satisfactorily. Negligible changes in organic carbon (OC) content were also seen in all the treatments. Few of the treatments resulted in fall in OC content suggesting the utilization of appreciable amount OC during the active crop growth period. Increase in OC were seen treatments where plants performed weaker suggesting less accumulation OC by the plants and in addition carbon content by the crop residues in those treatments. Summarily, the soil of the experimental site has abundant nutrient status and with organic manures it could raise chamomile satisfactorily.

3.2 Plant Growth Parameters

The data presented in Table 2 revealed the highest plant height (48.26 cm), number of branches per plant (35.53) and plant spread (33.09 cm) at 180 DAT were found in T₄. However, Kwiatkowski et al. [18] reported chamomile plant height ranging from 56.63 – 59.92 cm in response to different foliar biological preparations sprays (growth stimulant Bio-algeen, fertilizer Herbagreen Basic, and Effective Microorganisms applied as EM Farming spray). Our results further showed that growth of plant increased with increasing amount of applied organic manure levels and showed a progressive effect on plant height, number of branches per plant and plant spread with respect to number of days after transplanting. It might possibly be due to the fact that organic manures support in the plant metabolic activity by the supply ample amount of such important macronutrient and micronutrient in the early vigorous growth and development of plant [19]. Kumar et al. [20] reported that growth of chamomile growth was found to be superior with the application of FYM. Yadav and Singh [21] also reported that the application of FYM in marigold significantly improved the number of branches per plant with the increasing level of FYM.

Table 1. Physico-chemical soil properties of experimental site

Treatment details	pH		EC (dS/m)		Bulk Density (g/cc)		Porosity (%)		Soil moisture content (%) at sowing	Water holding capacity (%)		Organic Carbon (%)	
	Before	After	Before	After	Before	After	Before	After		Before	After	Before	After
T ₁ (Control)	6.01	6.05	0.08	0.11	1.28	1.36	59.18	52.11	28.12	58.21	60.18	1.02	1.00
T ₂ (Farmyard Manure @ 15 t/ha)	6.15	6.01	0.14	0.18	1.19	1.29	58.90	53.16	26.86	53.55	55.58	1.00	0.93
T ₃ (Farmyard Manure @ 20 t/ha)	6.00	6.06	0.10	0.18	1.21	1.27	58.26	53.22	27.24	56.48	59.35	0.88	0.92
T ₄ (Farmyard Manure @ 25 t/ha)	5.89	6.06	0.10	0.16	1.25	1.30	60.37	53.59	26.98	56.66	60.79	0.95	0.92
T ₅ (Compost @ 10 t/ha)	5.68	5.88	0.08	0.13	1.23	1.29	57.21	51.43	23.03	58.88	62.48	0.59	0.61
T ₆ (Compost @ 15 t/ha)	6.16	6.22	0.09	0.14	1.21	1.27	58.18	53.66	24.20	57.12	62.10	0.66	0.67
T ₇ (Compost @ 20 t/ha)	5.55	5.89	0.08	0.21	1.25	1.29	56.76	52.87	26.10	52.45	59.06	0.61	0.69
T ₈ (Vermicompost @ 2 t/ha)	6.05	6.00	0.12	0.18	1.26	1.36	60.06	56.33	34.91	61.76	65.52	0.71	0.77
T ₉ (Vermicompost @ 3 t/ha)	6.52	6.36	0.09	0.18	1.27	1.34	55.83	53.65	29.10	57.89	63.01	0.67	0.55
T ₁₀ (Vermicompost @ 4 t/ha)	6.13	6.02	0.09	0.16	1.22	1.27	57.86	53.16	24.62	53.12	60.23	0.97	0.91

Table 2. Effect of different types and doses of organic manures on plant height (cm), number of branches per plant, plant spread (cm) at 180 DAT in Chamomile (*Matricaria chamomilla* L.)

Treatment details	Plant height (cm) \pm S.E(m)	Number of branches per plant \pm S.E(m)	Plant spread (cm) \pm S.E(m)
T ₁ (Control)	41.87 \pm 0.24	29.46 \pm 0.43	27.26 \pm 0.67
T ₂ (Farmyard Manure @ 15 t/ha)	45.84* \pm 0.11	32.73* \pm 1.33	29.50 \pm 0.84
T ₃ (Farmyard Manure @ 20 t/ha)	45.96* \pm 0.99	33.13* \pm 0.57	30.23* \pm 0.57
T ₄ (Farmyard Manure @ 25 t/ha)	48.26* \pm 0.26	35.40* \pm 0.72	33.09* \pm 0.53
T ₅ (Compost @ 10 t/ha)	44.44* \pm 0.79	31.40 \pm 0.20	28.93 \pm 1.71
T ₆ (Compost @ 15 t/ha)	45.93* \pm 0.39	32.26* \pm 0.81	29.71* \pm 0.90
T ₇ (Compost @ 20 t/ha)	46.89* \pm 0.57	33.53* \pm 0.24	31.20* \pm 0.17
T ₈ (Vermicompost @ 2 t/ha)	45.54* \pm 0.70	32.06* \pm 0.63	29.33 \pm 0.58
T ₉ (Vermicompost @ 3 t/ha)	46.46* \pm 0.93	34.26* \pm 1.38	31.57* \pm 1.16
T ₁₀ (Vermicompost @ 4 t/ha)	48.08* \pm 0.68	35.06* \pm 0.52	32.80* \pm 0.37
S.E(d)	0.92	1.05	1.09
C.D. (0.05)	1.96	2.23	2.32

*Significant at 5% level of significance as compared with control

The data presented in Table 3 showed that the first flower appearance (119.73 days) was noted significantly the earliest under the treatment T₁₀. This might be because of presence of gibberellins and other useful hormones in vermicompost which is associated with regulation of flowering [22]. The present findings are in harmony with the finding of Azizi et al. [23] in chamomile. The results also revealed that T₁₀ treatment provided the fastest crop growth rate (0.86 g/m²/day) from the stage of bud formation to flowering and produced early flowering (119.73 days) in Chamomile (*Matricaria chamomilla*). The favourable effect of vermicompost caused the faster crop growth rate might be due to the fast take-up of macro and micronutrients like Fe, Zn, enzymes, growth hormones and also by enhancing soil fertility and moisture retention capacity of the soil. Jagadeesh et al. [24] observed highest crop growth rate by the application of vermicompost.

Data obtained on total chlorophyll content (mg/g) at mid stage of growth in chamomile (*Matricaria chamomilla* L.) indicated that the highest total chlorophyll (a+b) content (0.639 mg/g) was observed under T₄ (Table 4). The present findings are in conformity with the finding of Ngetich et al. [25] in spider plant (*Cleome gynandra* L.) and reported that increase in FYM rate led to subsequent increase in leaf chlorophyll content of spider plant. However, Kwiatkowski et al. [18] reported a lower total chlorophyll content ranging from 0.126 – 0.319 mg/g owing to different foliar biological preparations sprays (growth stimulant Bio-algeen, fertilizer Herbagreen Basic, and Effective Microorganisms applied as EM Farming spray).

Data presented in Table 4 indicated that total fresh and dry biomass yield (q/ha) of chamomile were significantly affected by various treatments in bud initiation as well as flowering stage. The highest value of total fresh biomass yield (35.25 q/ha) and total dry biomass yield (7.59 q/ha) were found in T₄. Rao et al. [26] also reported that application of FYM increase the biomass yield of *Davana* (*Artemisia pollens*) as compared to control. Ngetich et al. [25] also reported that fresh and dry biomass yield of spider plant increases with increasing rate of FYM and this is because farmyard manure being an excellent source of macro- and micro-nutrients, could have contributed to enhanced biomass production. At flowering stage, maximum value of total fresh biomass yield (60.02 q/ha) and total dry biomass yield (12.70 q/ha) were appeared from T₁₀. Perhaps this is due to the application of vermicompost, which supplies macronutrients, enzymes, and growth hormones and provides micronutrients such as Zn, Fe, Cu, Mn in an optimum level. Blouin et al. [27] found significant effects of vermicompost on plant biomass production and reported that largest biomass increments in the presence of vermicompost.

3.3 Yield Characters

Data recorded on fresh and dry flower yield (q/ha) of Chamomile (*Matricaria chamomilla*) have been portrayed in Table 5. The highest fresh flower yield (67.35 q/ha) and dry flower yield (13.95 q/ha) were obtained with the application of T₄. Kwiatkowski et al. [18] also reported total dry yield of chamomile ranging from 8.20 – 9.20 q/ha owing to different foliar

biological preparations sprays (growth stimulant Bio-algeen, fertilizer Herbagreen Basic, and Effective Microorganisms applied as EM Farming spray). The lower yield under their experiment as compared to our experiment could possibly be due to the lower chlorophyll content resulting in lesser photosynthetic activities in the plants in their research. They further noticed that chamomile responded significantly on those different biological formulations when applied once or twice which clearly indicated that chamomile preferably performed well in organic inputs. The favourable effect of FYM on flower yield (@ 1 kg/m² FYM) was reported by Chandra

et al. [28]. The better performance in flower yield of chamomile under T₄ could be attributed to higher dose of FYM (25 t/ha FYM) and FYM is a store house of several plant nutrients and provided adequate condition of soil and increased population of microorganisms and their activities, which gave synchronized effect and enhanced yield of flower than other organic manure. Enhanced flower yield of marigold over control owing to the successive addition of FYM was observed by Yadav and Singh [21]. Similar results were reported with Kumar et al. [29], Kumar [30], Bhat et al. [31] and Shadanpour et al. [32] in marigold as well.

Table 3. Effect of different types and doses of organic manures on number of days taken to appearance of first flower, crop growth rate (g/m²/day) and total chlorophyll content (mg/g fresh leaf weight) in Chamomile (*Matricaria chamomilla* L.)

Treatment details	Number of days taken to appearance of first flower ± S.E(m)	Crop growth rate (g/m ² /day) ± S.E(m) [during bud formation to flowering stage]	Total chlorophyll content (mg/g fresh leaf) ± S.E(m)
T ₁ (Control)	127.46±2.39	0.59±0.04	0.527±0.016
T ₂ (Farmyard Manure @ 15 t/ha)	126.53±1.04	0.75*±0.04	0.603*±0.007
T ₃ (Farmyard Manure @ 20 t/ha)	122.80*±1.04	0.77*±0.07	0.610*±0.009
T ₄ (Farmyard Manure @ 25 t/ha)	121.13*±1.96	0.84*±0.05	0.639*±0.009
T ₅ (Compost @ 10 t/ha)	125.46±1.67	0.71±0.02	0.566*±0.007
T ₆ (Compost @ 15 t/ha)	124.33±0.26	0.78*±0.08	0.583*±0.004
T ₇ (Compost @ 20 t/ha)	123.60±0.52	0.84*±0.00	0.578*±0.021
T ₈ (Vermicompost @ 2 t/ha)	125.20±1.17	0.77*±0.02	0.577*±0.020
T ₉ (Vermicompost @ 3 t/ha)	121.66*±1.96	0.79*±0.00	0.593*±0.005
T ₁₀ (Vermicompost @ 4 t/ha)	119.73*±1.09	0.86*±0.06	0.619*±0.004
S.E(d)	1.98	0.06	0.017
C.D. (0.05)	4.19	0.14	0.036

*Significant at 5% level of significance as compared with control

Table 4. Effect of different types and doses of organic manures on total fresh and dry biomass yield (q/ha) at bud initiation and flowering stage in Chamomile (*Matricaria chamomilla* L.)

Treatment details	Total biomass yield (q/ha) ± S.E(m)			
	Bud initiation stage		Flowering stage	
	Fresh	Dry	Fresh	Dry
T ₁ (Control)	25.50±0.36	4.52±0.08	48.63±1.84	8.10±0.28
T ₂ (Farmyard Manure @ 15 t/ha)	30.02*±1.45	5.85*±0.06	56.60*±1.73	10.38*±0.22
T ₃ (Farmyard Manure @ 20 t/ha)	33.76*±0.66	7.21*±0.31	58.51*±1.51	11.88*±0.49
T ₄ (Farmyard Manure @ 25 t/ha)	35.25*±0.94	7.59*±0.31	59.32*±1.13	12.67*±0.19
T ₅ (Compost @ 10 t/ha)	28.99*±1.30	5.17±0.07	54.08*±2.00	9.42*±0.18
T ₆ (Compost @ 15 t/ha)	32.44*±1.19	5.22*±0.18	57.77*±1.40	9.93*±0.39
T ₇ (Compost @ 20 t/ha)	33.12*±0.53	7.13*±0.18	58.97*±1.33	12.20*±0.15
T ₈ (Vermicompost @ 2 t/ha)	30.47*±1.66	6.05*±0.05	55.75*±1.59	10.67*±0.19
T ₉ (Vermicompost @ 3 t/ha)	31.08*±0.36	6.19*±0.08	58.79*±1.06	10.95*±0.10
T ₁₀ (Vermicompost @ 4 t/ha)	33.97*±0.79	7.50*±0.41	60.02*±0.42	12.70*±0.08
S.E(d)	1.51	0.31	2.09	0.36
C.D. (0.05)	3.20	0.66	4.43	0.78

*Significant at 5% level of significance as compared with control

Table 5. Effect of different types and doses of organic manures on fresh and dry flower yield (q/ha) and economics of chamomile (*Matricaria chamomilla* L.) cultivation

Treatment details	Flower yield (q/ha) ± S.E(m)		Per cent increase in dry flower yield over control	C:B ratio
	Fresh	Dry		
T ₁ (Control)	31.85±3.67	5.00±0.56	-	1: 1.38
T ₂ (Farmyard Manure @ 15 t/ha)	47.56*±1.84	8.22*±0.88	39.17	1: 2.02
T ₃ (Farmyard Manure @ 20 t/ha)	59.05*±1.37	12.01*±0.73	58.37	1: 3.16
T ₄ (Farmyard Manure @ 25 t/ha)	67.35*±1.57	13.95*±0.51	64.16	1: 3.56
T ₅ (Compost @ 10 t/ha)	42.00*±2.80	6.46±0.78	22.60	1: 1.53
T ₆ (Compost @ 15 t/ha)	45.85*±1.47	8.02*±0.74	37.66	1: 1.95
T ₇ (Compost @ 20 t/ha)	57.65*±3.35	10.60*±0.67	52.83	1: 2.67
T ₈ (Vermicompost @ 2 t/ha)	44.04*±2.17	6.73±0.21	25.71	1: 1.63
T ₉ (Vermicompost @ 3 t/ha)	56.76*±5.32	9.83*±0.74	49.14	1: 2.61
T ₁₀ (Vermicompost @ 4 t/ha)	61.53*±3.84	12.75*±0.84	60.78	1: 3.41
S.E(d)	4.19	1.01	-	
C.D. (0.05)	8.87	2.15	-	

*Significant at 5% level of significance as compared with control

The rest of the treatments were also witnessed providing higher yield over control, however, it is worth to note the treatment T₄ provided 64.16% higher yield over control which could be due to better plant physiological activities in the treatment which might in turn be due to better soil chemical, physical and biological properties derived from higher rate of FYM @25 t/ha followed by T₁₀ (vermicompost @ 4 t/ha).

3.4 Correlation Between Certain Crop Growth Parameters

3.4.1 Correlations between chlorophyll content (mg/g) and fresh flower yield (q/ha)

Statistically significant positive correlation, which is depicted by the R² value of 0.7912 as per Pearson’s correlation chart, between chlorophyll content (mg/g) and fresh flower yield (q/ha) was being established (Fig. 1). The relation clearly indicated that with the increase in chlorophyll content there resulted a statically significant (p<= 0.01; R² = 0.7912) increase in fresh flower yield which is expressed as the following equation:

$$\text{Fresh flower yield} = 324.73 (\text{chlorophyll content}) - 139.77$$

$$R^2 = 0.7912, n = 10, p < 0.01$$

3.4.2 Correlations between plant spread (cm) and chlorophyll content (mg/g)

Statistically significant positive correlation, which is depicted by the R² value of 0.712 as per Pearson’s correlation chart, between plant

spread (cm) and chlorophyll content (mg/g) was also being established (Fig. 2). The relation clearly indicated that the chlorophyll content significantly increased with increase in plant spread (p<= 0.05; R² = 0.712). The established relation is expressed as the following equation:

$$\text{Chlorophyll content} = 0.0138 (\text{Plant spread}) + 0.169$$

$$R^2 = 0.712, n = 10, p < 0.05$$

3.4.3 Correlations between number of days taken to first flowering and flower yield (q/ha)

Statistically significant negative, which is depicted by the R² value of 0.7959 as per Pearson’s correlation chart, correlation between number of days taken to first flowering and flower yield (q/ha) was being established (Fig. 3) as per our observed data. The correlation clearly indicated that the fresh flower yield is subjected to decrease significantly as long as the beginning of flowering delays (p<= 0.01; R² = 0.7959). The established relation is expressed as the following equation:

$$\text{Fresh flower yield} = -3.8995 (\text{Days taken to first flowering}) + 534.08$$

$$R^2 = 0.7959, n = 10, p < 0.01$$

3.5 Economic Studies

The data related to economics of different treatments have been presented in Table 5. The

highest net income (Rs 653,566.25) per hectare was projected in T₄ (FYM @ 25 t/ha). The maximum benefit derived per unit cost invested

i.e., C:B (1: 3.56) was seen in T₄. Similar result also reported by Kasic et al. [33] in chamomile [34].

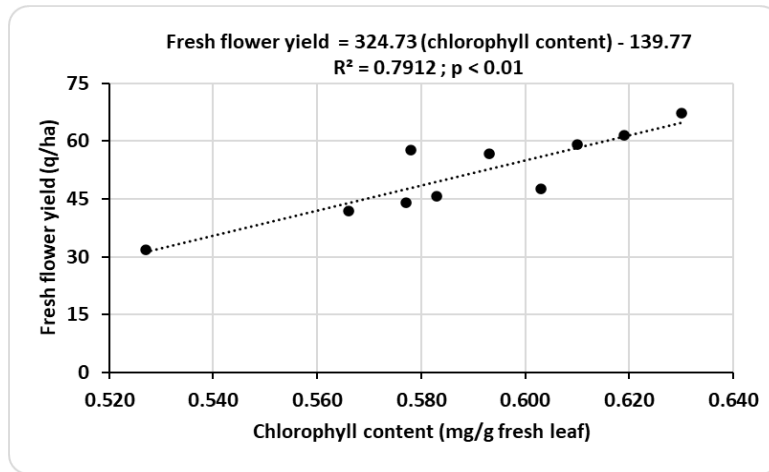


Fig. 1. Correlations between chlorophyll content (mg/g) and fresh flower yield (q/ha)

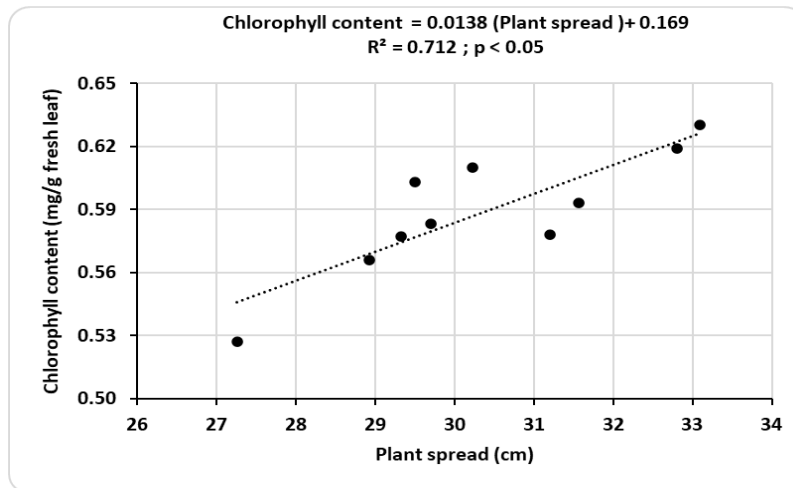


Fig. 2. Correlations between plant spread (cm) and chlorophyll content (mg/g)

Table 6. Effect of different types and doses of organic manures on the economics of Chamomile (*Matricaria chamomilla* L.) production

Treatments details	Estimated dry flower yield (kg/ha)	Selling rate (Rs/kg)	Total cost (Rs/ha)	Gross return (Rs/ha)	Net return (Rs/ha)	C:B ratio
T ₁ (Control)	500.00	600	125,933.75	300,000	174,066.25	1: 1.38
T ₂ (Farmyard Manure @ 15 t/ha)	822.50	600	163,433.75	493,500	330,066.25	1: 2.02
T ₃ (Farmyard Manure @ 20 t/ha)	1201.67	600	173,433.75	721,000	547,566.25	1: 3.16
T ₄ (Farmyard Manure @ 25 t/ha)	1395.00	600	183,433.75	837,000	653,566.25	1: 3.56
T ₅ (Compost @ 10 t/ha)	646.67	600	153,433.75	388,000	234,566.25	1: 1.53
T ₆ (Compost @ 15 t/ha)	802.50	600	163,433.75	481,500	318,066.25	1: 1.95
T ₇ (Compost @ 20 t/ha)	1060.83	600	173,433.75	636,500	463,066.25	1: 2.67
T ₈ (Vermicompost @ 2 t/ha)	677.33	600	153,433.75	404,000	250,566.25	1: 1.63
T ₉ (Vermicompost @ 3 t/ha)	983.33	600	163,433.75	590,000	426,566.25	1: 2.61
T ₁₀ (Vermicompost @ 4 t/ha)	1275.00	600	173,433.75	765,000	591,566.25	1: 3.41

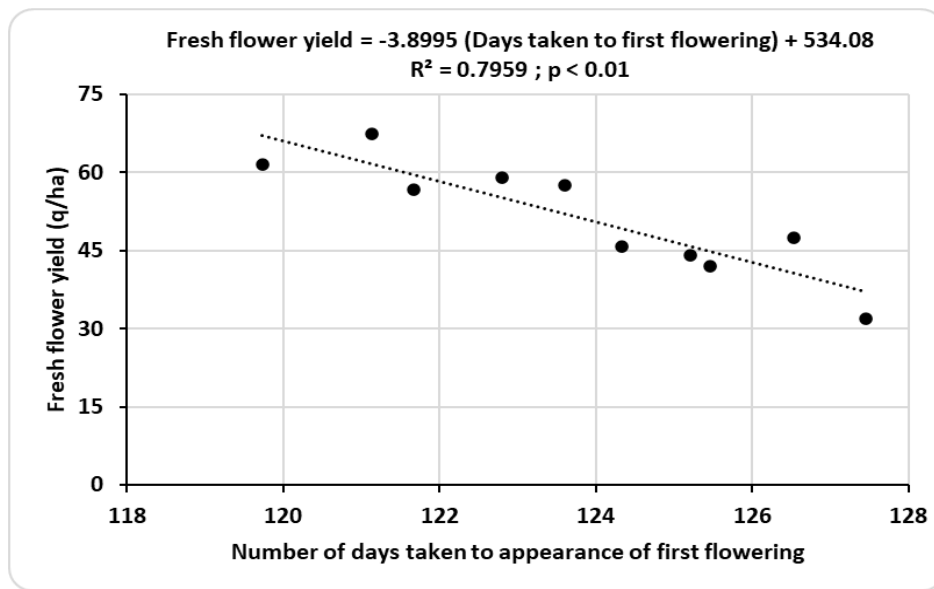


Fig. 3. Correlations between number of days taken to first flowering and flower yield (q/ha)

4. CONCLUSION

The experiment was conducted to evaluate the possibility for establishing the certain organic cultivation packages of Chamomile (*Matricaria chamomilla* L.) On the basis of observations recorded during the experiment, it can be concluded that the application of T₄ (FYM @ 25 t/ha) was found to be more effective and better performing among all other treatments with respect to physiological growth parameters as well as yield attributes. The maximum net return and benefit: cost ratio was also obtained under treatment T₄ (FYM @ 25 t/ha). Therefore, treatment T₄ (FYM @ 25 t/ha) after testing under open field cultivation of Chamomile (*Matricaria chamomilla* L.) can be recommended for commercial cultivation. Following the results obtained in the present investigation it was clearly seen that increasing doses of all the type of organic manures provided better results in all the traits under this investigation. The results implies that further increase in the dose of FYM (25 t/ha) which was in T₄ could result in even better performance and production of chamomile. Therefore, there is seen a good scope for future research with the higher doses of FYM *i.e.*, higher than 25 t/ha. However, there is still necessity to evaluate the economics of the marginal dose of FYM added additionally.

ACKNOWLEDGEMENT

The authors are thankful to College of Horticulture, VCSG, UUHF, Bharsar,

Uttarakhand for providing laboratory and field facilities for conducted the experiment.

CONFERENCE DISCLAIMER

Some part of this manuscript was previously presented in the conference: 3rd International Conference IAAHAS-2023 "Innovative Approaches in Agriculture, Horticulture & Allied Sciences" on March 29-31, 2023 in SGT University, Gurugram, India. Web Link of the proceeding: <https://wikifarmer.com/event/iaahas-2023-innovative-approaches-in-agriculture-horticulture-allied-sciences/>

COMPETING INTERESTS

Authors have declared that no competing interests exist.

REFERENCES

1. Farooqi AA, Sreeramu BS. Cultivation of medicinal and aromatic crops. University press Private Limited, India. 2001:660.
2. Kawthar Rabie AE, Ashour HM, Fatma, Ali SI. Growth characters and some chemical constituents of *Matricaria chamomilla* L. plants in relation to green manure and compost fertilizer in sandy soil. Middle East Journal of Agriculture Research. 2017;6(1):76-86.
3. Gowda TNV, Farooqi AA, Subbaiah T, Raju B. Influence of plant density, nitrogen and phosphorus on growth, yield and

- essential oil content of chamomile (*Matricaria chamomilla* Linn.). Indian Perfumers. 1991;35:168–72.
4. Das M, Mallavarapu GR, Kumar S. Chamomile (*Chamomilla recutita*): Economic botany, biology, chemistry, domestication and cultivation. Journal of Medicinal Aromatic Plant Science. 1998;20:1074-109.
 5. Frederickson J, Butt KR, Morris MR, Daniel C. Combining vermiculture with green waste composting system. Soil Biology and Biochemistry. 1997;29(3-4): 725-730.
 6. Madadi E, Fallah S, Sadeghpour A, Barani-Beiranvand H. Exploring the use of chamomile (*Matricaria chamomilla* L.) bioactive compounds to control flixweed (*Descurainia sophia* L.) in bread wheat (*Triticum aestivum* L.): Implication for reducing chemical herbicide pollution. Saudi Journal of Biological Sciences. 2022;29(103421). Available:https://doi.org/10.1016/j.sjbs.2022.103421
 7. Wang S, Li J, Wang W, Zhang L, Wu Z. Chamomile plant material effects on soil nitrogen dynamics and ammonia-oxidizers to mitigate greenhouse gas emissions from maize fields. Agriculture, Ecosystems & Environment. 2023;341(108206). Available:https://doi.org/10.1016/j.agee.2022.108206
 8. Shaji H, Chandran V, Mathew L. Organic fertilizers as a route to controlled release of nutrient. In: Controlled Release Fertilizers for Sustainable Agriculture (Eds. F.B. Lewu, Tatiana Volova, Sabu Thomas, Rakhimol K.R.). Academic Press. 2021:231-245. Available:https://doi.org/10.1016/B978-0-12-819555-0.00013-3
 9. Katarzyna BB, Magdalena W, Jarosław LP, Olga K, Zenon W. Arbuscular mycorrhizal fungi in chamomile (*Matricaria recutita* L.) organic cultivation. Industrial Crops and Products. 2019;140(2019):111562. Available:https://doi.org/10.1016/j.indcrop.2019.111562
 10. Eulenstein F, Tauschke M, Behrendt A, Monk J, Schindler U, Lana MA, Monk S. The application of mycorrhizal fungi and organic fertilizers in horticultural potting soils to improve water use efficiency of crops. Horticulturae. 2017;3:8. Available:https://doi.org/10.3390/horticulturae3010008
 11. Hodge A, Campbell CD, Fitter AH. An arbuscular mycorrhizal fungus accelerates decomposition and acquires nitrogen directly from organic material. Nature. 2001;413:297–299. Available:https://doi.org/10.1038/35095041
 12. Urcoviche RC, Gazim ZC, Dragunski DC, Barcellos FB, Albertona O. Plant growth and essential oil content of *Mentha crisp*a inoculated with arbuscular mycorrhizal fungi under different levels of phosphorus. Industrial Crops Production. 2015;67:103–107. Available:https://doi.org/10.1016/j.indcrop.2015.01.016
 13. Abdel Latef AAH, Chaoxing H. Effect of arbuscular mycorrhizal fungi on growth, mineral nutrition, antioxidant enzymes activity and fruit yield of tomato grown under salinity stress. Scientia Horticulture. 2011;127:228–233. Available:https://doi.org/10.1016/j.scienta.2010.09.020
 14. Black CA. Methods of soil analysis, Vol. 1. American Society of Agronomy, Madison, Wisconsin, U.S.A; 1965.
 15. Watson D. The physiological basis of variation in yield. Advances in Agronomy. 1952;4:101-145. Available:http://dx.doi.org/10.1016/S0065-2113(08)60307-7
 16. Hiscox JD, Israelstam GF. A Method for extraction of chlorophyll from leaf tissue without maceration. Canadian Journal of Botany. 1979;57:1332-1334. Available:http://dx.doi.org/10.1139/b79-163
 17. Arnon DI. Copper enzymes in isolated chloroplasts, polyphenoxidase in *Beta vulgaris*. Plant Physiology. 1949;24:1-15.
 18. Kwiatkowski CA, Harasim E, Feledyn-Szewczyk B, Stalenga J, Jańczak-Pieniazek M, Buczek J, Nnolim A.. Productivity and quality of chamomile (*Chamomilla recutita* (L.) Rausch.) grown in an organic system depending on foliar biopreparations and row spacing. Agriculture. 2022;12:1534. Available:https://doi.org/10.3390/agriculture12101534
 19. Anuburani A, Manivannan K. Effect of integrated nutrient management on growth in brinjal. South India Horticulture. 2002;50(4-6):377-386.
 20. Kumar A, Singh OP, Soni S. Studies on effect of farmyard manure and urea on vegetative growth of German chamomile (*Matricaria chamomilla*). Research in

- Environment and Life Sciences. 2016;9(3): 368–370.
21. Yadav PK, Singh S. Effect of N and FYM on growth and yield of African marigold (*Tagetes erecta* L.). *Environment and Ecology*. 1997;15(4):849-851.
 22. Palei S, Das AK, Dash DK. Effect of plant growth regulators on growth, flowering and yield attributes of African marigold (*Tagetes erecta* L.). *International Education and Research Journal*. 2016; 2(6):44-45.
 23. Azizi M, Rezvanee F, Hassanzadeh KM, Lekzian A, Neamati H. The effect of different level of vermicompost and irrigation on morphological properties and essential oil content of German chamomile (*Matricaria recutita* variety Goral). *Iranian Journal of Medicinal and Aromatic Plants Research*. 2008;24(1):82-93.
 24. Jagadeesh C, Madhavi M, Prasad MS, Padmaja VV. Effect of organic manures on growth and yield attributes of beet root Cv. Crimson Globe. *International Journal of Current Microbiology and Applied Science*. 2018;7(11):3538-3553.
 25. Ngetich OK, Aguyoh JN, Ogwenjo JO. Effect of composted farmyard manure on growth and yield of spider plant (*Cleome gynandra*). *International Journal of Science and Nature*. 2012;3(3): 514-520.
 26. Rao PEVS, Narayana MR, Rao RBR. Effect nitrogen and farm yard manure on yield and nutrient uptake in davana (*Artemisia pollens* Wall, ex D.C.). *Journal of Herbs, Spices & Medicinal Plants*. 1998;5(2):39-48.
 27. Blouin M, Barrere J, Meyer N, Lartigue S, Barot S, Mathieu J. Vermicompost significantly affects plant growth. A meta-analysis. *Agronomy for Sustainable Development*. 2019;39:34.
 28. Chandra N, Badoni A, Chamoli V, Khaan J, Joshi N, Muruglatha N. Effect of different doses of FYM on flower yield of marigold (*Tagetes erecta* L.) cv. Hawaii. *Journal of Pharmacognosy and Phytochemistry*. 2018;5:154-156.
 29. Kumar, M., Singh, S., Sharma, S.K. and Singh, D. 2007. Effect of Different N Sources on Yield, Nutrients and Chlorophyll Content of Marigold cv. Pusa Narangi. *Environment and Ecology*. 25(4): 1120-1123.
 30. Kumar A. Effect of organic and inorganic fertilizers on growth, yield and post harvest life of marigold. Thesis, M.Sc. University of Agricultural Sciences, Bangalore; 2002.
 31. Bhat DJ, Dogra S, Pandey RK, Sharma JP, Jamwal S. Influence of integrated nutrient management on growth, flowering and yield of African marigold cv. Pusa Narangi. *Environment and Ecology*. 2010;28(1A):466-468.
 32. Shadanpour F, Torkashvand AM, Majb KH. The effect of cow manure vermicompost as the planting medium on the growth on Marigold. *Annals of Biological Research*. 2011;2(6):109-115.
 33. Kistic I, Kovac M, Ivanec J, Bogunovic I, Tkalec G, Hannel L. Effects of organic fertilization on soil properties and chamomile flower yield. *Organic Agriculture*. 2018;9(3):345-355.
 34. Yang Y, Ou X, Yang G, Xia Y, Chen M, Guo L, Liu D. Arbuscular mycorrhizal fungi regulate the growth and phyto-active compound of *Salvia miltiorrhiza* seedlings. *Applied Science*. 2017;7:68. Available:<https://doi.org/10.3390/app7010068>

© 2023 Durga et al.; This is an Open Access article distributed under the terms of the Creative Commons Attribution License (<http://creativecommons.org/licenses/by/4.0>), which permits unrestricted use, distribution, and reproduction in any medium, provided the original work is properly cited.

Peer-review history:
The peer review history for this paper can be accessed here:
<https://www.sdiarticle5.com/review-history/100361>